

David Center, CFA
Senior Vice President

Alan Bergin, CFA
Senior Vice President



**Sam Houston
State University**

Quarterly Investment Report

as of February 28, 2018


Sam Houston State University
OPERATING & NON OPERATING QUARTERLY INVESTMENT REPORT
Report For Periods Ending February 28, 2018 (TRADE DATE FULL ACCRUAL BASIS)

Agency/Description	Beginning Market Value As of 11/30/2017	Ending Market Value As of 2/28/2018	Book Balance As of 2/28/2018	Quarter Ending 2/28/2018	
				Investment Income	Return *
Operating Short-Intermediate					
<i>Core (Investment Grade) Fixed Income</i>					
Agincourt Capital Mgmt \$	5,899,883.23	\$ 5,851,601.70	\$ 5,910,059.24	\$ 50,560.73	-0.83%
Baird Short Term - BSBIX \$	10,491,578.37	\$ 10,457,192.08	\$ 10,636,365.44	\$ 52,676.12	-0.33%
Thornburg Intermed - THMIX \$	9,985,014.43	\$ 9,949,749.30	\$ 10,378,122.49	\$ 63,227.95	-0.35%
<i>Cash/TextPool</i>					
Cash in Bank - FNB \$	7,530,418.26	\$ 3,216,142.93	\$ 3,216,142.93	\$ 31,181.40	0.44%
Cash in Bank - Treasury \$	9,235,469.65	\$ 18,019,167.81	\$ 18,019,167.81	\$ 33,312.66	0.27%
Cash in Bank - WFB \$	12,644,617.55	\$ 6,694,487.41	\$ 6,694,487.41	\$ 2,791.17	0.03%
Cash in Trustmark OPS \$	2,778.49	\$ 3,998.95	\$ 3,998.95	\$ 6.36	0.00%
Texas Class \$	-	\$ 10,010,696.29	\$ 10,010,696.29	\$ 10,671.29	0.00%
TexPool Series 0004 \$	33,603,067.69	\$ 60,266,794.65	\$ 60,266,794.65	\$ 151,742.75	0.32%
TexPool Series 0023 \$	72,219.19	\$ 72,445.66	\$ 72,445.66	\$ 226.47	0.31%
TexPool Series 0036 \$	2,897,356.70	\$ 8,611,565.62	\$ 8,611,565.62	\$ 23,759.53	0.34%
Total Composite	\$ 92,362,403.56	\$ 133,153,842.40	\$ 133,819,846.49	\$ 420,156.43	0.14%
				Merrill Lynch 6 Month T-Bill	0.28%
Operating Long					
Global Equity					
<i>U.S. Equity</i>					
Baird SMID V - BMVIX \$	2,829,808.95	\$ 2,809,274.76	\$ 2,427,343.82	\$ 15,843.82	-0.73%
Columbus Circle SMID G \$	2,806,440.03	\$ 2,937,586.45	\$ 2,442,880.08	\$ 3,278.73	4.68%
iShares Russell 3000 ETF - IWV \$	3,769.44	\$ -	\$ -	\$ -	Closed 12/17
iShares S&P 500 ETF - IVV \$	2,701,727.47	\$ 2,767,020.82	\$ 2,353,511.01	\$ 12,883.31	2.90%
Laudus Growth - LGILX \$	2,775,811.27	\$ 3,019,527.48	\$ 2,812,720.48	\$ 334,720.48	8.78%
Parnassus LCV - PRILX \$	2,691,580.71	\$ 2,708,096.82	\$ 2,656,944.47	\$ 14,599.79	0.61%
<i>International Equity</i>					
Driehaus Intl SCG - DRIOX \$	1,399,893.47	\$ 4,112,878.27	\$ 4,280,818.25	\$ 541,818.25	6.85%
Pear Tree Intl V - QFVIX \$	2,012,385.87	\$ 3,751,140.92	\$ 3,553,906.64	\$ 34,906.64	2.71%
Global Fixed Income					
<i>Core (Investment Grade) Fixed Income</i>					
Thornburg Intermed - THMIX \$	4,110,100.47	\$ 2,030,800.18	\$ 2,080,708.08	\$ 17,629.16	-0.34%
Agincourt Capital Mgmt \$	2,076,693.22	\$ 2,047,810.16	\$ 2,065,743.26	\$ 20,639.58	-1.30%
Balanced Growth \$	3,177,210.19	\$ 3,193,222.03	\$ 3,156,387.12	\$ 20,494.21	0.51%
Atlanta Capital Floating \$	4,162,174.10	\$ 2,086,691.89	\$ 2,081,343.11	\$ 10,871.27	0.31%
Palmer Square \$	6,365,502.22	\$ 6,425,835.62	\$ 6,597,755.74	\$ 68,987.76	1.19%
<i>Cash</i>					
Cash in Trustmark \$	70,606.81	\$ 85,850.18	\$ 85,850.18	\$ 369.74	0.00%
Real Assets					
<i>Infrastructure</i>					
Tortoise MLP \$	2,868,671.99	\$ 2,867,999.52	\$ 3,075,263.17	\$ 48,542.44	-0.02%
<i>Real Estate</i>					
REMS RE Income - RREIX \$	3,221,442.75	\$ 2,956,370.09	\$ 3,397,360.38	\$ 16,689.53	-8.23%
Total Composite	\$ 43,273,818.96	\$ 43,800,105.19	\$ 43,068,535.79	\$ 1,162,274.71	1.26%
				ML 1-3 Yr Treasury	-0.31%

Bond Proceeds

Cash in FNB	\$	1,030.16	\$	1,034.65	\$	1,034.65	\$	4.49	0.49%
TexPool Series 0028	\$	565,493.80	\$	567,267.42	\$	567,267.42	\$	1,773.62	0.31%
TexPool Series 0041	\$	13,877,940.43	\$	8,449,915.33	\$	8,449,915.33	\$	34,408.50	0.31%
Total Composite		\$ 14,444,464.39		\$ 9,018,217.40		\$ 9,018,217.40		\$ 36,186.61	0.31%
								Merril Lynch 6 Month T-Bill	0.28%

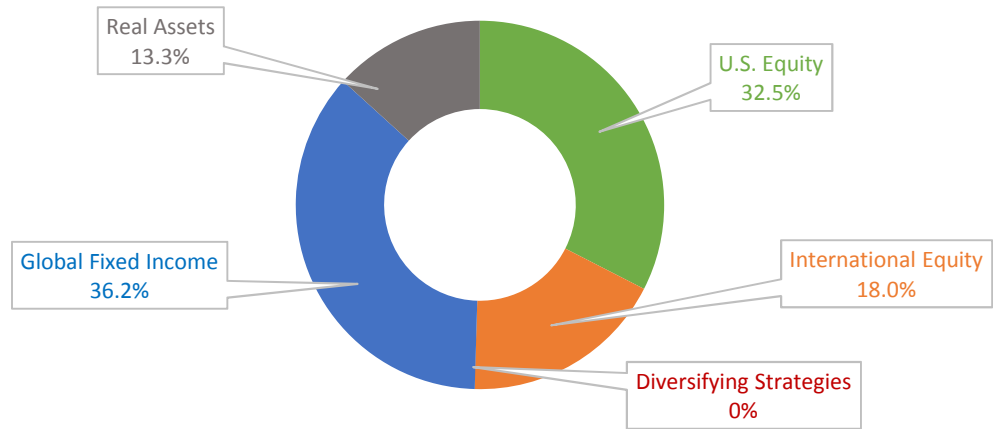
*Cash and TexPool returns may be impacted by inflows and outflows in the period and may not match published returns
Lamar University investment portfolios comply with investment strategy expressed in Texas State University System Investment Policies.



J. Carlos Hernandez
Vice President of Finance and Operations

4/19/18

Sam Houston State University Operating Long Asset Allocation



Global Equity	50.5%
U.S. Equity	32.5%
International Equity	18.0%
Global Fixed Income	36.2%
Real Assets	13.3%
Diversifying Strategies	0%
Total	100%

**Sam Houston State University
OPERATING & NON-OPERATING INVESTMENT POLICY & GUIDELINES**

Guideline	TexPool Accounts	Operating Funds	Cash in Bank - FNB	Cash in Bank - Treasury	Non-Operating Funds	Cash in Bank - FNB	Cash in Trustmark OPS
-----------	------------------	-----------------	--------------------	-------------------------	---------------------	--------------------	-----------------------

Eligible Securities

Exempt from Eligibility Rules

Meets Requirements of The Texas State University Investment Policy, and Statem Statutes and Guidelines

✓

✓	✓

✓	✓

Meets Guidelines

Does Not Meet Guidline

✓
✗

**Sam Houston State University
OPERATING & NON-OPERATING INVESTMENT POLICY & GUIDELINES**

Guideline	Baird Advisors FI	Agincourt Capital Mgmt	iShares S&P 500 ET - IVV OPL	Columbus Circle SMID G - OPL	Laudus Growth LGILX - OPL	Parnassus LCV - PRILX - OPL	Driehaus Intl - DRIOX- OPL	Pear Tree - QFVIX - OPL
------------------	-------------------	------------------------------	------------------------------------	------------------------------------	------------------------------	-----------------------------------	-------------------------------	----------------------------

Eligible Securities

Exempt from Eligibility Rules
Meets Requirements of The Texas State University
Investment Policy, and Statem Statutes and Guidelines

✓	✓	✓	✓	✓	✓	✓	✓	✓

Meets Guidelines	✓
Does Not Meet Guidline	✗

The Texas State University System - Sam Houston State Univ. Endowment

Summary of Investment Performance

Report for Periods Ending February 28, 2018

	Annualized							Date	Market Value
	Month	3 Mos	YTD	1Yr	3Yr	5Yr	Since Inception		
<u>Total Composite</u>	-3.6%	1.3%	0.2%	14.2%	7.5%	10.3%	10.9%	6/12	\$113,143,202
Policy Benchmark ¹	-2.9	0.6	-0.3	10.9	6.8	9.0	10.0		
<u>Global Equity Composite</u>	-3.1	3.5	2.5	23.7	10.6	13.3	14.6	6/12	87,649,828
MSCI AC World Index	-4.2	2.8	1.2	18.8	8.3	10.1	11.5		
<u>U.S. Equity Composite</u>	-2.8	3.3	2.9	22.9	10.9	14.7	15.9	6/12	66,094,336
Russell 3000 Index	-3.7	2.4	1.4	16.2	10.6	14.4	15.2		
S&P 500 Index	-3.7	3.0	1.8	17.1	11.1	14.7	15.3		
<u>Large Cap U.S. Equity Composite</u>	-3.2	4.3	3.6	21.0	11.4	15.0	15.7	6/12	36,726,934
<u>Vanguard PrimeCap Fund</u>	-2.5	5.4	4.2	25.6	14.0	18.6	19.6	6/12	1,018,548
S&P 500 Index	-3.7	3.0	1.8	17.1	11.1	14.7	15.3		
Russell 1000 Index	-3.7	2.7	1.6	16.7	10.8	14.6	15.3		
<u>Vanguard Institutional Index</u>	-3.7	3.0	1.8	17.1	11.1	14.7	15.4	10/12	11,632,745
S&P 500 Index	-3.7	3.0	1.8	17.1	11.1	14.7	15.4		
Russell 1000 Index	-3.7	2.7	1.6	16.7	10.8	14.6	15.4		
<u>Laudus Large Cap Growth Fund</u>	-2.1	8.8	8.2	33.0	14.0	17.1	17.7	12/12	12,944,453
Russell 1000 Growth Index	-2.6	5.1	4.3	26.1	13.5	17.0	17.7		
S&P 500 Index	-3.7	3.0	1.8	17.1	11.1	14.7	15.6		
<u>Parnassus Core Equity Fund</u>	-4.2	0.6	0.5	12.9	8.7	13.0	14.3	12/12	11,131,188
S&P 500 Index	-3.7	3.0	1.8	17.1	11.1	14.7	15.6		
Russell 1000 Index	-3.7	2.7	1.6	16.7	10.8	14.6	15.5		
<u>Small/Mid Cap U.S. Equity Composite</u>	-2.2	2.2	1.9	25.2	10.3	14.1	16.1	10/12	29,367,402
<u>Baird Investment Management SMID Value</u>	-3.3	-0.3	-0.4	19.3	9.3	12.6	12.6	2/13	13,940,803
Russell 2500 Value Index	-4.9	-3.3	-3.7	3.8	7.2	10.6	10.6		
Russell 2500 Index	-4.1	-0.9	-1.2	11.2	8.3	12.3	12.3		
<u>Columbus Circle Investors SMID Growth</u>	-1.1	4.6	4.2	31.2	11.2	15.6	15.6	2/13	15,426,599
Russell 2500 Growth Index	-3.3	1.8	1.5	19.8	9.4	14.2	14.2		
Russell 2500 Index	-4.1	-0.9	-1.2	11.2	8.3	12.3	12.3		

The Texas State University System - Sam Houston State Univ. Endowment

Summary of Investment Performance

Report for Periods Ending February 28, 2018

	Annualized							Date	Market Value
	Month	3 Mos	YTD	1Yr	3Yr	5Yr	Since Inception		
<u>International Equity Composite</u>	-4.0%	4.7%	1.4%	27.9%	9.5%	8.0%	9.1%	10/12	\$21,555,492
Driehaus International Small Cap Growth	-3.6	8.0	2.4	41.8	14.6	13.0	13.8	12/12	11,944,593
MSCI Small Cap EAFE Index	-3.5	4.1	1.4	27.4	12.3	11.8	12.7		
Pear Tree Polaris Foreign Value Fund	-4.4	2.0	0.1	19.4	-	-	14.1	9/15	9,610,899
MSCI EAFE Value Index	-4.8	1.9	0.4	18.2	-	-	12.0		
MSCI EAFE Index	-4.5	1.9	0.3	20.1	-	-	12.4		
<u>Global Fixed Income Composite</u>	-0.9	-1.4	-1.9	0.8	1.2	0.9	1.2	6/12	3,412,079
Income Index ²	-0.8	-1.3	-1.8	0.8	1.3	1.7	1.8		
<u>Core (Investment Grade) Composite</u>	-1.0	-1.4	-1.9	0.8	1.3	1.0	1.3	6/12	3,346,195
Agincourt Capital Management	-1.0	-1.5	-2.0	1.0	1.4	1.8	1.8	2/13	3,276,560
Bloomberg Barclays US Aggregate Index	-0.9	-1.6	-2.1	0.5	1.1	1.7	1.7		
Virtus Ultra Short	0.1	0.3	0.2	1.3	0.7	0.6	0.5	10/12	2,165
Bloomberg Barclays 3-6 Mo Treasury Index	0.1	0.3	0.2	0.9	0.6	0.4	0.4		
Invesco Convertibles	-0.8	2.0	2.3	9.5	4.3	7.0	8.0	6/12	67,470
ICE BofAML All Convertibles Index	0.3	2.4	3.4	20.5	12.9	14.8	15.0		
<u>Cash/TexPool Composite</u>	0.0	0.0	0.0	0.1	0.2	0.1	0.2	8/12	65,884
Cash	0.0	0.0	0.0	0.2	0.1	0.1	0.1	10/12	65,884
U.S. 91-Day Treasury Bills	0.1	0.3	0.2	1.1	0.5	0.3	0.3		
<u>Real Assets Composite</u>	-6.0	-6.4	-7.6	-8.1	-1.3	3.1	4.4	9/12	20,275,177
<u>Real Estate Composite</u>	-4.8	-8.2	-8.4	-6.6	1.4	4.7	5.9	9/12	15,234,059
REMS RE Income	-4.8	-8.2	-8.4	-6.7	1.3	4.7	5.9	9/12	15,234,059
FTSE NAREIT Equity REIT Index	-7.7	-11.8	-11.6	-10.1	0.4	5.8	6.8		
<u>Infrastructure Composite</u>	-9.4	0.0	-5.0	-13.6	-8.4	-	-0.8	9/13	5,041,118
Tortoise MLP & Pipeline Fund	-9.4	0.0	-5.0	-13.6	-8.4	-	-0.8	9/13	5,041,118
Tortoise North American Pipeline Index	-8.0	-5.2	-7.7	-7.1	-2.2	-	2.3		

The Texas State University System - Sam Houston State Univ. Endowment

Summary of Investment Performance

Report for Periods Ending February 28, 2018

	Annualized						Since Inception	Date	Market Value
	Month	3 Mos	YTD	1Yr	3Yr	5Yr			
<u>Diversifying Strategies Composite</u>	-5.1%	-8.1%	-9.8%	-	-	-	-9.7%	3/17	\$1,806,118
SandPointe All Seasons Fund	-5.1	-8.1	-9.8	-	-	-	-9.7	3/17	1,806,118
HFRI FOF: Diversified Index	-1.4	1.8	0.9	-	-	-	5.9		

Footnotes:

* Performance returns are net of investment management fees.

* Calculated returns may differ from the manager's due to differences in security pricing and/or cash flows.

* Manager and index data represent the most current available at the time of report publication.

* Market values and rates of return for monthly update reports may be based on estimates.

* For managers and indices that report returns on a lag, 0.0% is utilized for the most recent time period until the actual return data are reported.

* The fiscal year ends in December.

¹ Policy Benchmark is comprised of: 3.0% ICE BofAML 6 Month U.S. T-Bills Index, 5.0% S&P Developed ex-U.S. Small Cap Index, 24.0% Russell 2500 Index, 29.0% S&P 500 Index, 9.0% MSCI EAFE Index, 25.3% Bloomberg Barclays US Aggregate Index, and 4.7% Bloomberg Barclays Municipals Index.

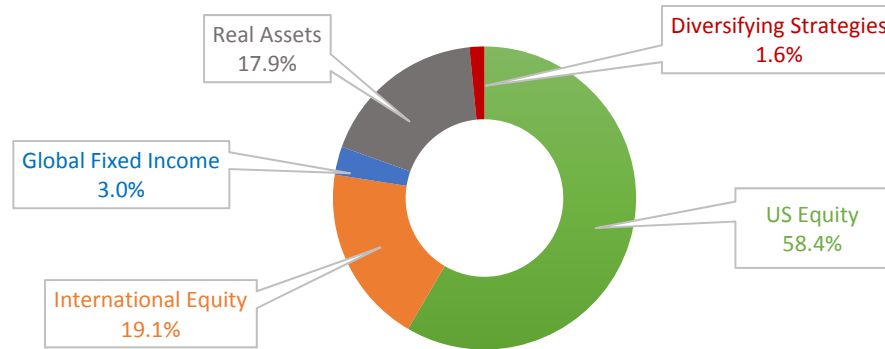
² Income Index is comprised of: 9.1% ICE BofAML 6 Month U.S. T-Bills Index, 76.8% Bloomberg Barclays US Aggregate Index, and 14.1% Bloomberg Barclays Municipals Index.

The Texas State University System - Sam Houston State Univ. Endowment

Schedule of Asset and Style Allocation

Asset Class	Current Weight
Large Cap Equity	32.5%
Small/Mid Cap Equity	26.0%
International Equity	8.5%
International Small Cap Equity	10.6%
Fixed Income	3.0%
Public Real Estate	13.5%
Public Natural Resources	4.5%
Diversifying Strategies	1.6%
Cash	0.1%
Total	100.0%

Sam Houston University Endowment Asset Allocation



■ US Equity
 ■ International Equity
 ■ Global Fixed Income
 ■ Real Assets
 ■ Diversifying Strategies

Global Equity	77.5%
US Equity	58.4%
International Equity	19.1%
Global Fixed Income	3.0%
Real Assets	17.9%
Diversifying Strategies	1.6%
Total	

The Texas State University System - Sam Houston State Univ. Endowment
Schedule of Asset and Style Allocation

Asset Class - Style	Manager	Portfolio Invested	Portfolio Cash	Market Value	Current Weight
Large Cap Equity - Broad	Vanguard Institutional Index	100.0%	0.0%	\$11,632,745	10.3%
Large Cap Equity - Core	Parnassus Core Equity Fund	100.0%	0.0%	\$11,131,188	9.8%
Large Cap Equity - Core	Vanguard PrimeCap Fund	100.0%	0.0%	\$1,018,548	0.9%
Large Cap Equity - Growth	Laudus Large Cap Growth Fund	100.0%	0.0%	\$12,944,453	11.4%
Small/Mid Cap Equity - Growth	Columbus Circle Investors SMID Growth	100.0%	0.0%	\$15,426,599	13.6%
Small/Mid Cap Equity - Value	Baird Investment Management SMID Value	100.0%	0.0%	\$13,940,803	12.3%
International Equity - Value	Pear Tree Polaris Foreign Value Fund	100.0%	0.0%	\$9,610,899	8.5%
International Small Cap Equity - Growth	Driehaus International Small Cap Growth	100.0%	0.0%	\$11,944,593	10.6%
Fixed Income - Core	Agincourt Capital Management	100.0%	0.0%	\$3,276,560	2.9%
Fixed Income - Core	Invesco Convertibles	100.0%	0.0%	\$67,470	0.1%
Fixed Income - Short Term	Virtus Ultra Short	100.0%	0.0%	\$2,165	0.0%
Public Real Estate - Core	REMS RE Income	100.0%	0.0%	\$15,234,059	13.5%
Public Natural Resources - MLP	Tortoise MLP & Pipeline Fund	100.0%	0.0%	\$5,041,118	4.5%
Diversifying Strategies - Diversified	SandPointe All Seasons Fund	100.0%	0.0%	\$1,806,118	1.6%
Cash - Cash	Cash	0.0%	100.0%	\$65,884	0.1%
Total				\$113,143,202	100.0%

Disclosures

This one on one report was prepared by FEG (also known as Fund Evaluation Group, LLC), a federally registered investment adviser under the Investment Advisers Act of 1940, as amended, providing non-discretionary and discretionary investment advice to its clients on an individual basis. Registration as an investment adviser does not imply a certain level of skill or training. The oral and written communications of an adviser provide you with information about which you determine to hire or retain an adviser. Fund Evaluation Group, LLC, Form ADV can be obtained by written request directed to: Fund Evaluation Group, LLC, 201 East Fifth Street, Suite 1600, Cincinnati, OH 45202 Attention: Compliance Department.

The information herein was obtained from various sources. FEG does not guarantee the accuracy or completeness of such information provided by third parties. The information in this report is given as of the date indicated and believed to be reliable. FEG assumes no obligation to update this information, or to advise on further developments relating to it. FEG, its affiliates, directors, officers, employees, employee benefit programs and client accounts may have a long position in any securities of issuers discussed in this report.

Market Values and return statistics for time periods pre-dating FEG's relationship with clients may include data provided by the clients and/or a previous consultant is assumed to be accurate. However, this information is not independently verified by FEG.

Performance results are calculated using information provided by the custodian and/ or independent pricing sources. It is the responsibility of the trustee, custodian and /or manager to ensure the accuracy of market value and transactional data. Performance analysis is calculated using monthly and/or quarterly market values. Performance analysis and asset valuations may or may not include accrued interest and dividend income and are net of management fees. FEG/Consulting fees may or may not be deducted, based on client preference.

FEG's universes are updated monthly and the traditional asset classes are constructed from Lipper data feeds encompassing over 19,000 mutual funds. Lipper classifies approximately 50 asset classes according to the funds' investment objectives and portfolio attributes. FEG screens the Lipper universes to include only institutional and no-load funds. However, because the Lipper data may treat multiple share classes of the same fund as separate funds for the purposes of constructing their universes, FEG further screens the universes to eliminate multiple share classes within the institutional and no-load funds (examples include retirement-share classes and 529-share classes) in an effort to present pure-institutional universes.

Monitoring of managers includes fundamental research for all investment managers, as well as enhanced coverage for managers that have been approved for FEG's recommended list. A Quarterly Compliance Questionnaire is the basis of fundamental coverage and requests qualitative (e.g., personnel, organizational changes) and quantitative information (performance, cash flows) on all investment strategies for ongoing monitoring and adherence to investment policy. Clients may have exposure to both fundamental and recommended managers in their portfolio depending on their unique needs. FEG conducts conference calls directly with the active managers that receive enhanced coverage.

Mutual funds are bound by their prospectus, limiting potential deviation from the stated investment strategy.

Clients are encouraged to contact their Investment Advisers immediately if there are changes to their financial situation or investment objectives, or if they wish to impose or modify restrictions on the management of their account(s). Please notify your adviser immediately if you believe that any information on file is incorrect, or have had changes that have not been previously discussed.

Index performance results do not represent any managed portfolio returns. An investor cannot invest directly in a presented index, as an investment vehicle replicating an index would be required. An index does not charge management fees or brokerage expenses, and no such fees or expenses were deducted from the performance shown.

This report is prepared for informational purposes only. Past Performance is not indicative of future results.



Fund Evaluation Group, LLC | 201 East Fifth Street, Suite 1600 Cincinnati, OH 45202 | 513.977.4400 | information@feg.com | www.feg.com
Dallas | Detroit | Indianapolis





SAM HOUSTON STATE UNIVERSITY -
OPERATING SHORT/ CLEARING
TRUSTMARK NATIONAL BANK
CUSTODIAN

STATEMENT OF ACCOUNT

Page 5

Statement Period
Account Number

02/01/2018 through 02/28/2018

Asset Detail As Of 02/28/2018

UNITS/BOOK VALUE	DESCRIPTION	MARKET VALUE	COST	% OF PORT	ACCRUED INCOME
MONEY MARKET SWEEP FUNDS					
1,434.4	CUSIP # 60934N104 FEDERATED GOVERNMENT OBLIGATIONS FUND-IS	1,434.40	1,434.40	100	1.37
		1,434.40	1,434.40	100	1.37
TOTAL INVESTMENTS		1,434.40			
CASH		0.00			
DUE FROM BROKER		0.00			
DUE TO BROKER		0.00			
NET ASSETS		1,434.40			
ACCRUED INCOME		1.37			
TOTAL MARKET VALUE		1,435.77			

STATEMENT OF ACCOUNT

Statement Period
 Account Number

02/01/2018 through 02/28/2018

Asset Detail As Of 02/28/2018

UNITS/BOOK VALUE	DESCRIPTION	MARKET VALUE	COST	% OF PORT	ACCRUED INCOME
MONEY MARKET SWEEP FUNDS					
34,291.29	CUSIP # 60934N104 FEDERATED GOVERNMENT OBLIGATIONS FUND-IS	34,291.29	34,291.29	1	11.55
		34,291.29	34,291.29	1	11.55
US GOVERNMENT OBLIGATIONS					
1,940,000	CUSIP # 9128282F6 U S TREASURY NOTE DTD 08/31/2016 1.125% 08/31/2021 LAST PRICED: 02/28/2018	1,849,518.40	1,883,366.98	32	59.31
810,000	CUSIP # 912828SV3 U S TREASURY NOTE DTD 05/15/2012 1.75% 05/15/2022 LAST PRICED: 02/28/2018	783,197.10	786,367.17	13	4,150.69
1,405,000	CUSIP # 912828WS5 U S TREASURY NOTE DTD 06/30/2014 1.625% 06/30/2019 LAST PRICED: 02/28/2018	1,395,066.65	1,397,046.70	24	3,784.19
		4,027,782.15	4,066,780.85	69	7,994.19
MORTGAGE BACKED SECURITIES					
359,025.02	CUSIP # 31294UAT0 FED HOME LOAN MTG CORP POOL E09018 DTD 12/01/2012 2.5% 01/01/2028 LAST PRICED: 02/28/2018	352,433.32	369,364.73	6	747.97
339,817.34345	CUSIP # 3138A4Y58 FED NATL MTG ASSN POOL AH3431 DTD 01/01/2011 3.5% 01/01/2026 LAST PRICED: 02/28/2018	345,764.15	355,818.14	6	991.13

STATEMENT OF ACCOUNT

Statement Period
Account Number

02/01/2018 through 02/28/2018

Asset Detail As Of 02/28/2018

UNITS/BOOK VALUE	DESCRIPTION	MARKET VALUE	COST	% OF PORT	ACCRUED INCOME
		698,197.47	725,182.87	12	1,739.10
CORPORATE BONDS					
230,000	CUSIP # 06406HBM0 BK OF NEW YORK MELLON CORP DTD 05/12/2009 5.45% 05/15/2019 LAST PRICED: 02/28/2018	237,730.30	238,988.87	4	3,690.86
115,000	CUSIP # 166764AY6 CHEVRON CORP DTD 11/17/2015 2.419% 11/17/2020-2020 LAST PRICED: 02/28/2018	113,969.60	115,129.61	2	803.65
50,000	CUSIP # 17275RAE2 CISCO SYSTEMS INC DTD 02/17/2009 4.95% 02/15/2019 LAST PRICED: 02/28/2018	51,165.50	51,420.62	1	110.00
115,000	CUSIP # 40428HPV8 HSBC USA INC DTD 08/07/2015 2.75% 08/07/2020 LAST PRICED: 02/28/2018	114,291.60	115,846.80	2	210.83
200,000	CUSIP # 594918AC8 MICROSOFT CORP DTD 05/18/2009 4.2% 06/01/2019 LAST PRICED: 02/28/2018	204,310.00	205,866.32	3	2,100.00
95,000	CUSIP # 68389XAP0 ORACLE CORPORATION DTD 10/25/2012 2.5% 10/15/2022 LAST PRICED: 02/28/2018	92,683.90	95,837.87	2	897.22
100,000	CUSIP # 74456QBJ4 PUBLIC SERVICE ELEC & GAS DTD 08/12/2014 2% 08/15/2019-2019 LAST PRICED: 02/28/2018	99,054.00	100,379.32	2	88.89
115,000	CUSIP # 78012KJZ1 ROYAL BANK OF CANADA DTD 12/10/2015 2% 12/10/2018 LAST PRICED: 02/28/2018	114,737.80	114,973.55	2	517.50



STATEMENT OF ACCOUNT

Statement Period
Account Number

02/01/2018 through 02/28/2018

Asset Detail As Of 02/28/2018

UNITS/BOOK VALUE	DESCRIPTION	MARKET VALUE	COST	% OF PORT	ACCRUED INCOME
45,000	CUSIP # 89236TBJ3 TOYOTA MOTOR CREDIT CORP DTD 05/16/2014 2.75% 05/17/2021 LAST PRICED: 02/28/2018	44,866.80	45,361.27	1	357.50
		1,072,809.50	1,083,804.23	18	8,776.45
	TOTAL INVESTMENTS	5,833,080.41			
	CASH	0.00			
	DUE FROM BROKER	0.00			
	DUE TO BROKER	0.00			
	NET ASSETS	5,833,080.41			
	ACCRUED INCOME	18,521.29			
	TOTAL MARKET VALUE	5,851,601.70			

STATEMENT OF ACCOUNT

Statement Period
Account Number

02/01/2018 through 02/28/2018

Asset Detail As Of 02/28/2018

UNITS/BOOK VALUE	DESCRIPTION	MARKET VALUE	COST	% OF PORT	ACCRUED INCOME
MONEY MARKET SWEEP FUNDS					
10,987.33	CUSIP # 60934N104 FEDERATED GOVERNMENT OBLIGATIONS FUND-IS	10,987.33	10,987.33	1	17.15
		10,987.33	10,987.33	1	17.15
ASSET BACKED SECURITIES					
8,367.7086	CUSIP # 84474YAA4 SOUTHWEST AIRLINES SERIES 2007-1 DTD 10/03/2007 6.15% 02/01/2024 LAST PRICED: 02/28/2018	9,012.56	9,239.98	0	42.88
		9,012.56	9,239.98	0	42.88
CORPORATE BONDS					
55,000	CUSIP # 00206RDA7 AT&T INC DTD 03/01/2016 5% 03/01/2021 LAST PRICED: 02/28/2018	57,861.10	58,849.64	3	1,375.00
15,000	CUSIP # 00209TAB1 COMCAST CABLE COMM HLDGS A T & T BROADBAND DTD 11/18/2002 9.455% 11/15/2022 LAST PRICED: 02/28/2018	19,055.85	19,538.17	1	417.60
15,000	CUSIP # 002824BD1 ABBOTT LABORATORIES DTD 11/22/2016 2.9% 11/30/2021-2021 LAST PRICED: 02/28/2018	14,867.55	15,062.52	1	109.96
5,000	CUSIP # 002824BF6 ABBOTT LABORATORIES DTD 11/22/2016 3.75% 11/30/2026-2026 LAST PRICED: 02/28/2018	4,950.75	5,124.60	0	47.40

STATEMENT OF ACCOUNT

Statement Period
Account Number

02/01/2018 through 02/28/2018

Asset Detail As Of 02/28/2018

UNITS/BOOK VALUE	DESCRIPTION	MARKET VALUE	COST	% OF PORT	ACCRUED INCOME
15,000	CUSIP # 00287YAL3 ABBVIE INC DTD 05/06/2013 2.9% 11/06/2022 LAST PRICED: 02/28/2018	14,665.65	14,931.60	1	138.96
5,000	CUSIP # 00287Y AQ2 ABBVIE INC DTD 05/14/2015 3.6% 05/14/2025-2025 LAST PRICED: 02/28/2018	4,944.90	5,112.87	0	53.50
10,000	CUSIP # 00440EAS6 CHUBB (ACE) IN A HOLDING INC DTD 03/16/2015 3.15% 03/15/2025 LAST PRICED: 02/28/2018	9,759.10	10,155.61	0	145.25
5,000	CUSIP # 020002AZ4 ALLSTATE CORP DTD 06/07/2013 3.15% 06/15/2023 LAST PRICED: 02/28/2018	4,989.80	5,054.60	0	33.25
20,000	CUSIP # 025816BM0 AMERICAN EXPRESS CO DTD 08/01/2017 2.5% 08/01/2022-2022 LAST PRICED: 02/28/2018	19,341.00	20,046.66	1	41.67
15,000	CUSIP # 03076CAG1 AMERIPRISE FINANCIAL INC DTD 09/18/2014 3.7% 10/15/2024 LAST PRICED: 02/28/2018	15,187.20	15,608.21	1	209.67
5,000	CUSIP # 031162BV1 AMGEN INC DTD 05/22/2014 3.625% 05/22/2024-2024 LAST PRICED: 02/28/2018	5,036.00	5,231.31	0	49.84
10,000	CUSIP # 031162BY5 AMGEN INC DTD 05/01/2015 3.125% 05/01/2025-2025 LAST PRICED: 02/28/2018	9,692.90	9,890.93	0	104.17
10,000	CUSIP # 032654AJ4 ANALOG DEVICES INC DTD 12/14/2015 3.9% 12/15/2025-2025 LAST PRICED: 02/28/2018	10,126.30	10,787.62	0	82.33



STATEMENT OF ACCOUNT

Statement Period
Account Number

02/01/2018 through 02/28/2018

Asset Detail As Of 02/28/2018

UNITS/BOOK VALUE	DESCRIPTION	MARKET VALUE	COST	% OF PORT	ACCRUED INCOME
25,000	CUSIP # 035242AL0 ANHEUSER-BUSCH INBEV FIN DTD 01/25/2016 3.3% 02/01/2023-2022 LAST PRICED: 02/28/2018	24,930.75	25,436.64	1	68.75
5,000	CUSIP # 035242AP1 ANHEUSER-BUSCH INBEV FIN DTD 01/25/2016 3.65% 02/01/2026-2025 LAST PRICED: 02/28/2018	4,949.10	5,153.57	0	15.21
21,000	CUSIP # 03835VAA4 APTIV PLC DTD 11/19/2015 3.15% 11/19/2020-2020 LAST PRICED: 02/28/2018	21,022.47	21,382.01	1	187.43
5,000	CUSIP # 039483BB7 ARCHER DANIELS MIDLAND DTD 04/04/2011 4.479% 03/01/2021 LAST PRICED: 02/28/2018	5,190.25	5,444.90	0	111.98
30,000	CUSIP # 049560AJ4 ATMOS ENERGY CORP DTD 03/26/2009 8.5% 03/15/2019 LAST PRICED: 02/28/2018	31,791.90	32,065.34	2	1,175.83
10,000	CUSIP # 05531FAU7 BB&T CORPORATION DTD 06/29/2015 2.625% 06/29/2020-2020 LAST PRICED: 02/28/2018	9,932.70	10,104.31	0	45.21
5,000	CUSIP # 05565QCS5 BP CAPITAL MARKETS PLC DTD 11/04/2014 3.535% 11/04/2024 LAST PRICED: 02/28/2018	5,024.55	5,176.45	0	57.44
20,000	CUSIP # 06051GFS3 BANK OF AMERICA CORP DTD 07/30/2015 3.875% 08/01/2025 LAST PRICED: 02/28/2018	20,270.20	20,185.73	1	64.58
20,000	CUSIP # 06051GFX2 BANK OF AMERICA CORP DTD 04/19/2016 3.5% 04/19/2026 LAST PRICED: 02/28/2018	19,695.40	19,726.55	1	256.67

STATEMENT OF ACCOUNT

Statement Period 02/01/2018 through 02/28/2018
 Account Number [REDACTED]

Asset Detail As Of 02/28/2018

UNITS/BOOK VALUE	DESCRIPTION	MARKET VALUE	COST	% OF PORT	ACCRUED INCOME
5,000	CUSIP # 06406HDA4 BK OF NEW YORK MELLON CORP DTD 02/24/2015 3% 02/24/2025-2025 LAST PRICED: 02/28/2018	4,853.40	5,056.83	0	2.92
15,000	CUSIP # 084659AD3 BERKSHIRE HATHAWAY ENERGY CO DTD 12/04/2014 3.5% 02/01/2025-2024 LAST PRICED: 02/28/2018	15,109.20	15,598.92	1	29.17
5,000	CUSIP # 120568AT7 BUNGE LTD FINANCE CORP DTD 06/09/2009 8.5% 06/15/2019 LAST PRICED: 02/28/2018	5,347.00	5,360.44	0	269.17
5,000	CUSIP # 120568AX8 BUNGE LTD FINANCE CORP DTD 08/15/2016 3.25% 08/15/2026-2026 LAST PRICED: 02/28/2018	4,714.10	4,838.60	0	7.22
10,000	CUSIP # 12189TAA2 BURLINGTON NORTH SANTA FE DTD 12/11/1995 7% 12/15/2025 LAST PRICED: 02/28/2018	12,273.50	12,309.79	1	147.78
5,000	CUSIP # 126408HB2 CSX CORP DTD 07/21/2014 3.4% 08/01/2024-2024 LAST PRICED: 02/28/2018	4,977.35	5,228.89	0	14.17
20,000	CUSIP # 126650CK4 CVS HEALTH CORPORATION DTD 07/20/2015 3.5% 07/20/2022-2022 LAST PRICED: 02/28/2018	19,921.80	20,601.03	1	79.72
15,000	CUSIP # 14040HAY1 CAPITAL ONE FINANCIAL CORP DTD 7/19/2011 4.75% 07/15/2021 LAST PRICED: 02/28/2018	15,718.20	15,865.25	1	91.04
20,000	CUSIP # 14040HBD6 CAPITAL ONE FINANCIAL CORP DTD 06/06/2013 3.5% 06/15/2023 LAST PRICED: 02/28/2018	19,915.40	20,233.96	1	147.78

STATEMENT OF ACCOUNT

Statement Period
Account Number

02/01/2018 through 02/28/2018

Asset Detail As Of 02/28/2018

UNITS/BOOK VALUE	DESCRIPTION	MARKET VALUE	COST	% OF PORT	ACCRUED INCOME
5,000	CUSIP # 14912L5F4 CATERPILLAR FINL SERVICES DTD 05/30/2012 2.85% 06/01/2022 LAST PRICED: 02/28/2018	4,973.85	5,022.80	0	35.63
5,000	CUSIP # 151020AH7 CELGENE CORP DTD 08/09/2012 3.25% 08/15/2022 LAST PRICED: 02/28/2018	4,974.50	5,171.15	0	7.22
25,000	CUSIP # 166764AY6 CHEVRON CORP DTD 11/17/2015 2.419% 11/17/2020-2020 LAST PRICED: 02/28/2018	24,776.00	25,341.02	1	174.71
5,000	CUSIP # 166764BD1 CHEVRON CORP DTD 11/17/2015 3.326% 11/17/2025-2025 LAST PRICED: 02/28/2018	4,975.80	5,191.17	0	48.04
35,000	CUSIP # 172967KN0 CITIGROUP INC DTD 05/02/2016 3.4% 05/01/2026 LAST PRICED: 02/28/2018	33,981.85	34,858.02	2	396.67
5,000	CUSIP # 20030NCH2 COMCAST CORPORATION DTD 02/08/2018 3.55% 05/01/2028-2047 LAST PRICED: 02/28/2018	4,908.80	4,982.35	0	11.34
20,000	CUSIP # 20826FAD8 CONOCOPHILLIPS COMPANY DTD 11/12/2014 3.35% 11/15/2024-2024 LAST PRICED: 02/28/2018	19,880.20	20,490.81	1	197.28
10,000	CUSIP # 209115AC8 CONSOLIDATED EDISON INC DTD 05/16/2016 2% 05/15/2021-2021 LAST PRICED: 02/28/2018	9,700.70	9,846.59	0	58.89
15,000	CUSIP # 21036PAL2 CONSTELLATION BRANDS INC DTD 05/14/2013 4.25% 05/01/2023 LAST PRICED: 02/28/2018	15,519.30	15,493.17	1	212.50

STATEMENT OF ACCOUNT

Statement Period
 Account Number

02/01/2018 through 02/28/2018

Asset Detail As Of 02/28/2018

UNITS/BOOK VALUE	DESCRIPTION	MARKET VALUE	COST	% OF PORT	ACCRUED INCOME
5,000	CUSIP # 247126AJ4 DELPHI CORP DTD 03/03/2014 4.15% 03/15/2024-2023 LAST PRICED: 02/28/2018	5,118.65	5,132.15	0	0.00
25,000	CUSIP # 25179MAK9 DEVON ENERGY CORPORATION DTD 07/12/2011 4% 07/15/2021-2021 LAST PRICED: 02/28/2018	25,520.00	24,163.99	1	127.78
15,000	CUSIP # 25243YAP4 DIAGEO CAPITAL PLC DTD 05/14/2010 4.828% 07/15/2020 LAST PRICED: 02/28/2018	15,711.30	16,030.53	1	92.54
15,000	CUSIP # 25389JAS5 DIGITAL REALTY TRUST LP DTD 08/07/2017 2.75% 02/01/2023-2023 LAST PRICED: 02/28/2018	14,566.65	14,902.50	1	233.75
15,000	CUSIP # 25746UCE7 DOMINION ENERGY INC DTD 09/24/2015 3.9% 10/01/2025-2025 LAST PRICED: 02/28/2018	15,171.75	15,663.53	1	243.75
20,000	CUSIP # 260543BX0 DOW CHEMICAL CO DTD 05/13/2009 8.55% 05/15/2019 LAST PRICED: 02/28/2018	21,364.40	21,538.55	1	503.50
30,000	CUSIP # 26441CAN5 DUKE ENERGY CORPORATION DTD 04/04/2014 3.75% 04/15/2024-2024 LAST PRICED: 02/28/2018	30,371.10	31,535.93	1	425.00
5,000	CUSIP # 278062AC8 EATON CORPORATION DTD 11/02/2013 2.75% 11/02/2022 LAST PRICED: 02/28/2018	4,892.90	5,040.47	0	45.45
13,000	CUSIP # 278865AL4 ECOLAB INC DTD 12/08/2011 4.35% 12/08/2021 LAST PRICED: 02/28/2018	13,578.24	13,946.60	1	130.38

STATEMENT OF ACCOUNT

Statement Period 02/01/2018 through 02/28/2018
 Account Number [REDACTED]

Asset Detail As Of 02/28/2018

UNITS/BOOK VALUE	DESCRIPTION	MARKET VALUE	COST	% OF PORT	ACCRUED INCOME
20,000	CUSIP # 29379VAF0 ENTERPRISE PRODUCTS OPER LLC DTD 10/05/2009 5.25% 01/31/2020 LAST PRICED: 02/28/2018	20,861.80	21,125.21	1	87.50
5,000	CUSIP # 29379VBB8 ENTERPRISE PRODUCTS OPER LLC DTD 02/12/2014 3.9% 02/15/2024-2023 LAST PRICED: 02/28/2018	5,071.20	5,178.24	0	8.67
10,000	CUSIP # 31428XBC9 FEDEX CORP DTD 01/09/2015 3.2% 02/01/2025 LAST PRICED: 02/28/2018	9,807.50	10,512.27	0	26.67
15,000	CUSIP # 337738AP3 FISERV INC DTD 05/22/2015 3.85% 06/01/2025-2025 LAST PRICED: 02/28/2018	15,141.45	15,378.58	1	144.38
5,000	CUSIP # 37045XAY2 GENERAL MOTORS FINL CO DTD 07/13/2015 3.2% 07/13/2020-2020 LAST PRICED: 02/28/2018	5,004.00	5,072.08	0	21.33
10,000	CUSIP # 375558AW3 GILEAD SCIENCES INC DTD 03/07/2014 3.7% 04/01/2024-2024 LAST PRICED: 02/28/2018	10,149.60	10,496.26	0	154.17
10,000	CUSIP # 38141GGS7 GOLDMAN SACHS GROUP INC DTD 01/24/2012 5.75% 01/24/2022 LAST PRICED: 02/28/2018	10,845.50	10,967.62	1	59.10
30,000	CUSIP # 38141GWQ3 GOLDMAN SACHS GROUP INC DTD 09/29/2017 3.272% 09/29/2025-2024 LAST PRICED: 02/28/2018	28,944.00	29,394.30	1	414.45
5,000	CUSIP # 404280AK5 HSBC HLDGS PLC DTD 04/05/2011 5.1% 04/05/2021 LAST PRICED: 02/28/2018	5,272.20	5,335.64	0	103.42

STATEMENT OF ACCOUNT

Statement Period
 Account Number

02/01/2018 through 02/28/2018

Asset Detail As Of 02/28/2018

UNITS/BOOK VALUE	DESCRIPTION	MARKET VALUE	COST	% OF PORT	ACCRUED INCOME
20,000	CUSIP # 404280AL3 HSBC HLDGS PLC DTD 11/17/2011 4.875% 01/14/2022 LAST PRICED: 02/28/2018	21,073.00	21,361.61	1	127.29
5,000	CUSIP # 42225UAB0 HEALTHCARE TRUST OF AMER HLDGS DTD 10/15/2013 3.7% 04/15/2023-2023 LAST PRICED: 02/28/2018	5,004.04	5,013.30	0	0.00
15,000	CUSIP # 437076BG6 HOME DEPOT INC DTD 06/02/2015 2.625% 06/01/2022-2022 LAST PRICED: 02/28/2018	14,809.20	15,444.88	1	98.44
10,000	CUSIP # 459200AM3 INTL BUSINESS MACHINES CORP INTERNATIONAL BUSINESS MACHS DEB 7% 10/30/2025 LAST PRICED: 02/28/2018	12,403.20	12,720.50	1	0.00
6,000	CUSIP # 460146CE1 INTERNATIONAL PAPER CO DTD 08/10/2009 7.5% 08/15/2021 LAST PRICED: 02/28/2018	6,849.78	6,747.35	0	20.00
5,000	CUSIP # 460146CG6 INTERNATIONAL PAPER CO DTD 11/16/2011 4.75% 02/15/2022-2021 LAST PRICED: 02/28/2018	5,266.70	5,356.73	0	10.56
5,000	CUSIP # 460146CL5 INTERNATIONAL PAPER CO DTD 05/26/2015 3.8% 01/15/2026-2025 LAST PRICED: 02/28/2018	5,027.95	5,166.37	0	24.28
10,000	CUSIP # 460690BH2 INTERPUBLIC GROUP COS DTD 03/02/2012 4% 03/15/2022 LAST PRICED: 02/28/2018	10,189.90	10,407.92	0	184.44
5,000	CUSIP # 460690BL3 INTERPUBLIC GROUP COS DTD 04/03/2014 4.2% 04/15/2024 LAST PRICED: 02/28/2018	5,107.20	5,278.07	0	79.33

STATEMENT OF ACCOUNT

Statement Period
Account Number

02/01/2018 through 02/28/2018

Asset Detail As Of 02/28/2018

UNITS/BOOK VALUE	DESCRIPTION	MARKET VALUE	COST	% OF PORT	ACCRUED INCOME
45,000	CUSIP # 46625HMN7 JPMORGAN CHASE & CO DTD 07/21/2015 3.9% 07/15/2025-2025 LAST PRICED: 02/28/2018	45,676.80	46,695.16	2	224.25
10,000	CUSIP # 50247VAA7 LYB INTL FINANCE BV DTD 07/16/2013 4% 07/15/2023 LAST PRICED: 02/28/2018	10,218.10	10,505.99	0	51.11
10,000	CUSIP # 534187BE8 LINCOLN NATIONAL CORPORATION DTD 03/09/2015 3.35% 03/09/2025 LAST PRICED: 02/28/2018	9,800.00	10,141.12	0	160.06
10,000	CUSIP # 539830BG3 LOCKHEED MARTIN CORPORATION DTD 11/23/2015 3.1% 01/15/2023-2022 LAST PRICED: 02/28/2018	9,988.40	10,148.30	0	39.61
5,000	CUSIP # 581557BE4 MCKESSON CORP DTD 03/10/2014 3.796% 03/15/2024-2023 LAST PRICED: 02/28/2018	5,057.65	5,031.60	0	87.52
10,000	CUSIP # 585055BS4 MEDTRONIC INC DTD 09/01/2015 3.5% 03/15/2025 LAST PRICED: 02/28/2018	9,987.90	10,435.87	0	161.39
5,000	CUSIP # 59156RBM9 METLIFE INC DTD 03/05/2015 3% 03/01/2025 LAST PRICED: 02/28/2018	4,837.45	5,046.92	0	75.00
10,000	CUSIP # 594918BJ2 MICROSOFT CORP DTD 11/03/2015 3.125% 11/03/2025-2025 LAST PRICED: 02/28/2018	9,866.70	10,350.23	0	102.43
15,000	CUSIP # 595620AM7 MIDAMERICAN ENERGY CO DTD 04/03/2014 3.5% 10/15/2024-2024 LAST PRICED: 02/28/2018	15,277.95	16,158.21	1	198.33

STATEMENT OF ACCOUNT

Statement Period
Account Number

02/01/2018 through 02/28/2018

Asset Detail As Of 02/28/2018

UNITS/BOOK VALUE	DESCRIPTION	MARKET VALUE	COST	% OF PORT	ACCRUED INCOME
35,000	CUSIP # 61746BDJ2 MORGAN STANLEY DTD 02/25/2013 3.75% 02/25/2023 LAST PRICED: 02/28/2018	35,529.55	36,284.72	2	21.88
15,000	CUSIP # 637432MV4 NATIONAL RURAL UTIL COOP DTD 11/05/13 3.4% 11/15/2023-2023 LAST PRICED: 02/28/2018	15,178.35	15,404.63	1	150.17
5,000	CUSIP # 66989HAJ7 NOVARTIS CAPITAL CORP DTD 11/20/2015 3% 11/20/2025-2025 LAST PRICED: 02/28/2018	4,889.75	5,139.08	0	42.08
20,000	CUSIP # 670346AM7 NUCOR CORP DTD 07/29/2013 4% 08/01/2023-2023 LAST PRICED: 02/28/2018	20,648.00	20,920.75	1	66.67
25,000	CUSIP # 67066GAD6 NVIDIA CORPORATION DTD 09/16/2016 2.2% 09/16/2021-2021 LAST PRICED: 02/28/2018	24,327.00	24,819.94	1	252.08
15,000	CUSIP # 68389XBC8 ORACLE CORPORATION DTD 05/05/2015 2.95% 05/15/2025-2025 LAST PRICED: 02/28/2018	14,529.45	15,092.36	1	130.29
10,000	CUSIP # 68389XBL8 ORACLE CORPORATION DTD 07/07/2016 2.4% 09/15/2023-2023 LAST PRICED: 02/28/2018	9,545.10	9,895.00	0	110.67
5,000	CUSIP # 693475AL9 PNC FINANCIAL SERVICES DTD 06/10/2012 2.854% 11/09/2022 LAST PRICED: 02/28/2018	4,902.90	5,111.39	0	32.11
25,000	CUSIP # 693476BJ1 PNC FUNDING CORP DTD 02/08/2010 5.125% 02/08/2020 LAST PRICED: 02/28/2018	26,044.75	26,390.32	1	81.86

STATEMENT OF ACCOUNT

Statement Period
Account Number

02/01/2018 through 02/28/2018

Asset Detail As Of 02/28/2018

UNITS/BOOK VALUE	DESCRIPTION	MARKET VALUE	COST	% OF PORT	ACCRUED INCOME
5,000	CUSIP # 695114CM8 PACIFICORP DTD 05/12/2011 3.85% 06/15/2021-2021 LAST PRICED: 02/28/2018	5,145.70	5,297.15	0	40.64
5,000	CUSIP # 713448BR8 PEPSICO INC DTD 10/26/2010 3.125% 11/01/2020 LAST PRICED: 02/28/2018	5,048.90	5,148.15	0	52.08
40,000	CUSIP # 74432QBG9 PRUDENTIAL FINANCIAL INC SERIES MTND 06/08/2009 7.375% 06/15/2019 LAST PRICED: 02/28/2018	42,385.20	42,741.46	2	622.78
35,000	CUSIP # 748148PD9 QUEBEC PROVINCE CANADA DEB DTD 02/09/1994 7.125% 02/09/2024 LAST PRICED: 02/28/2018	42,168.70	43,766.96	2	152.40
30,000	CUSIP # 758202AG0 REED ELSEVIER CAPITAL DTD 01/16/2009 8.625% 01/15/2019 LAST PRICED: 02/28/2018	31,450.80	31,632.69	2	330.63
15,000	CUSIP # 772739AJ7 ROCK-TENN CO DTD 03/01/2013 4.45% 03/01/2019 LAST PRICED: 02/28/2018	15,266.25	15,278.58	1	333.75
10,000	CUSIP # 772739AL2 ROCK-TENN CO DTD 03/01/2013 4.9% 03/01/2022 LAST PRICED: 02/28/2018	10,574.70	10,793.29	1	245.00
10,000	CUSIP # 774341AJ0 ROCKWELL COLLINS INC DTD 04/10/2017 3.2% 03/15/2024-2024 LAST PRICED: 02/28/2018	9,782.50	10,153.61	0	147.56
30,000	CUSIP # 776696AC0 ROPER TECHNOLOGIES INC ROPER INDUSTRIES INC 6.25% 09/01/2019 LAST PRICED: 02/28/2018	31,525.50	31,764.07	2	937.50



STATEMENT OF ACCOUNT

Statement Period
Account Number

02/01/2018 through 02/28/2018

Asset Detail As Of 02/28/2018

UNITS/BOOK VALUE	DESCRIPTION	MARKET VALUE	COST	% OF PORT	ACCRUED INCOME
10,000	CUSIP # 776743AB2 ROPER TECHNOLOGIES INC DTD 12/07/2015 3.85% 12/15/2025-2025 LAST PRICED: 02/28/2018	10,076.50	10,314.14	0	81.28
15,000	CUSIP # 78355HKD0 RYDER SYSTEM INC DTD 02/24/2017 2.8% 03/01/2022-2022 LAST PRICED: 02/28/2018	14,731.35	15,044.02	1	210.00
20,000	CUSIP # 822582BP6 SHELL INTERNATIONAL FIN DTD 11/10/2015 2.25% 11/10/2020 LAST PRICED: 02/28/2018	19,713.40	19,890.20	1	138.75
5,000	CUSIP # 824348AR7 SHERWIN WILLIAMS CO DTD 07/31/2015 3.45% 08/01/2025-2025 LAST PRICED: 02/28/2018	4,888.25	5,036.77	0	14.38
10,000	CUSIP # 824348AU0 SHERWIN WILLIAMS CO DTD 05/16/2017 2.75% 06/01/2022-2022 LAST PRICED: 02/28/2018	9,751.20	10,017.93	0	68.75
5,000	CUSIP # 8426EPAA6 SOUTHERN CO GAS CAPITAL DTD 09/13/2016 2.45% 10/01/2023-2023 LAST PRICED: 02/28/2018	4,753.25	4,856.60	0	51.04
15,000	CUSIP # 844741BB3 SOUTHWEST AIRLINES CO DTD 11/05/2015 2.65% 11/05/2020-2020 LAST PRICED: 02/28/2018	14,893.95	15,141.29	1	128.08
5,000	CUSIP # 857477AT0 STATE STREET CORP DTD 08/18/2015 3.55% 08/18/2025 LAST PRICED: 02/28/2018	5,018.95	5,139.87	0	6.41
25,000	CUSIP # 85771PAG7 STATOIL ASA DTD 11/21/2012 2.45% 01/17/2023 LAST PRICED: 02/28/2018	24,224.00	24,706.58	1	74.86

STATEMENT OF ACCOUNT

Statement Period 02/01/2018 through 02/28/2018
 Account Number [REDACTED]

Asset Detail As Of 02/28/2018

UNITS/BOOK VALUE	DESCRIPTION	MARKET VALUE	COST	% OF PORT	ACCRUED INCOME
15,000	CUSIP # 86765BAS8 SUNOCO LOGISTICS PARTNER DTD 11/17/2015 5.95% 12/01/2025-2025 LAST PRICED: 02/28/2018	16,351.65	16,646.69	1	223.13
5,000	CUSIP # 867914BG7 SUNTRUST BANKS INC DTD 05/01/2014 2.5% 05/01/2019-2019 LAST PRICED: 02/28/2018	4,990.50	5,042.67	0	83.33
25,000	CUSIP # 867914BK8 SUNTRUST BANKS INC DTD 03/03/2016 2.9% 03/03/2021-2021 LAST PRICED: 02/28/2018	24,881.25	25,344.21	1	358.47
20,000	CUSIP # 87233QAA6 TC PIPELINES LP DTD 06/17/2011 4.65% 06/15/2021-2021 LAST PRICED: 02/28/2018	20,541.80	20,007.91	1	196.33
5,000	CUSIP # 87233QAB4 TC PIPELINES LP DTD 03/13/2015 4.375% 03/13/2025-2024 LAST PRICED: 02/28/2018	5,060.65	5,188.62	0	102.08
10,000	CUSIP # 883556AX0 THERMO FISHER SCIENTIFIC INC DTD 02/22/2011 4.5% 03/01/2021 LAST PRICED: 02/28/2018	10,426.70	10,439.07	1	225.00
10,000	CUSIP # 883556BF8 THERMO FISHER SCIENTIFIC INC DTD 12/11/2013 4.15% 02/01/2024-2023 LAST PRICED: 02/28/2018	10,302.20	10,469.40	1	34.58
15,000	CUSIP # 887317AV7 TIME WARNER INC DTD 05/28/2014 3.55% 06/01/2024-2024 LAST PRICED: 02/28/2018	14,856.30	15,660.82	1	133.13
5,000	CUSIP # 89233P7F7 TOYOTA MOTOR CREDIT CORP DTD 01/10/2013 2.625% 01/10/2023 LAST PRICED: 02/28/2018	4,894.80	5,092.56	0	18.59

STATEMENT OF ACCOUNT

Statement Period
 Account Number

02/01/2018 through 02/28/2018

Asset Detail As Of 02/28/2018

UNITS/BOOK VALUE	DESCRIPTION	MARKET VALUE	COST	% OF PORT	ACCRUED INCOME
15,000	CUSIP # 893526DK6 TRANS-CANADA PIPELINES DTD 09/23/2010 3.8% 10/01/2020 LAST PRICED: 02/28/2018	15,336.90	15,325.87	1	237.50
20,000	CUSIP # 90131HBW4 21ST CENTY FOX AMER INC DTD 10/21/2015 3.7% 10/15/2025-2025 LAST PRICED: 02/28/2018	20,170.60	20,422.39	1	279.56
5,000	CUSIP # 91159HHG8 U S BANCORP DTD 01/30/2014 3.7% 01/30/2024-2023 LAST PRICED: 02/28/2018	5,117.65	5,231.43	0	15.93
5,000	CUSIP # 91159HHK9 U S BANCORP DTD 09/11/2014 3.6% 09/11/2024-2024 LAST PRICED: 02/28/2018	5,055.50	5,140.41	0	85.00
10,000	CUSIP # 91324PCP5 UNITEDHEALTH GROUP INC DTD 07/23/2015 3.75% 07/15/2025 LAST PRICED: 02/28/2018	10,135.40	10,513.89	0	47.92
25,000	CUSIP # 91913YAR1 VALERO ENERGY CORP DTD 02/08/2010 6.125% 02/01/2020 LAST PRICED: 02/28/2018	26,521.00	26,481.23	1	127.60
5,000	CUSIP # 91913YAS9 VALERO ENERGY CORP DTD 03/13/2015 3.65% 03/15/2025 LAST PRICED: 02/28/2018	4,963.70	5,163.86	0	84.15
15,000	CUSIP # 92276MAZ8 VENTAS REALTY LP/CAP CRP DTD 08/03/2012 3.25% 08/15/2022-2022 LAST PRICED: 02/28/2018	14,897.85	15,124.08	1	21.67
20,000	CUSIP # 92343VDD3 VERIZON COMMUNICATIONS DTD 08/01/2016 2.625% 08/15/2026-2026 LAST PRICED: 02/28/2018	18,214.80	18,772.86	1	23.33

STATEMENT OF ACCOUNT

Statement Period 02/01/2018 through 02/28/2018
 Account Number [REDACTED]

Asset Detail As Of 02/28/2018

UNITS/BOOK VALUE	DESCRIPTION	MARKET VALUE	COST	% OF PORT	ACCRUED INCOME
10,000	CUSIP # 927804FK5 VIRGINIA ELECTRIC & POWER CO DTD 01/12/2012 2.95% 01/15/2022-2021 LAST PRICED: 02/28/2018	9,962.90	10,272.93	0	37.69
20,000	CUSIP # 92857WBC3 VODAFONE GROUP PLC DTD 02/19/2013 2.95% 02/19/2023-2013 LAST PRICED: 02/28/2018	19,610.20	19,808.30	1	19.67
20,000	CUSIP # 931142DH3 WALMART INC DTD 04/11/2013 2.55% 04/11/2023-2023 LAST PRICED: 02/28/2018	19,586.80	20,280.94	1	198.33
10,000	CUSIP # 94106LAW9 WASTE MANAGEMENT INC DTD 06/08/2010 4.75% 06/30/2020 LAST PRICED: 02/28/2018	10,422.70	10,588.17	1	80.49
5,000	CUSIP # 94106LBA6 WASTE MANAGEMENT INC DTD 02/26/2015 3.125% 03/01/2025-2024 LAST PRICED: 02/28/2018	4,887.65	5,012.43	0	78.13
15,000	CUSIP # 94973VBA4 ANTHEM INC DTD 09/10/2012 3.3% 01/15/2023 LAST PRICED: 02/28/2018	14,917.35	15,054.42	1	63.25
20,000	CUSIP # 94974BEV8 WELLS FARGO AND CO DTD 03/29/2011 4.6% 04/01/2021 LAST PRICED: 02/28/2018	20,870.80	21,387.98	1	383.33
30,000	CUSIP # 94974BGH7 WELLS FARGO AND CO DTD 02/19/2015 3% 02/19/2025 LAST PRICED: 02/28/2018	28,781.10	29,933.81	1	30.00
		1,842,393.23	1,879,173.71	90	18,900.72

FOREIGN BONDS-NOTES & DEBENTURES

STATEMENT OF ACCOUNT

Statement Period
Account Number

02/01/2018 through 02/28/2018

Asset Detail As Of 02/28/2018

UNITS/BOOK VALUE	DESCRIPTION	MARKET VALUE	COST	% OF PORT	ACCRUED INCOME
15,000	CUSIP # 05565QBZ0 BP CAPITAL MARKETS PLC DTD 05/07/2012 3.245% 05/06/2022 LAST PRICED: 02/28/2018	15,077.70	15,184.58	1	155.49
5,000	CUSIP # 111021AE1 BRITISH TELECOM PLC DTD 12/12/2000 9.125% 12/15/2030 LAST PRICED: 02/28/2018	7,279.55	7,555.63	0	96.32
10,000	CUSIP # 136385AR2 CANADIAN NATURAL RESOURCES LTD DTD 11/16/2011 3.45% 11/15/2021-2021 LAST PRICED: 02/28/2018	10,091.70	9,771.83	0	101.58
5,000	CUSIP # 136385AW1 CANADIAN NATURAL RESOURCES LTD DTD 05/30/2017 2.95% 01/15/2023-2022 LAST PRICED: 02/28/2018	4,886.10	4,967.90	0	18.85
5,000	CUSIP # 136385AX9 CANADIAN NATURAL RESOURCES LTD DTD 05/30/2017 3.85% 06/01/2027-2017 LAST PRICED: 02/28/2018	4,915.75	5,033.13	0	48.13
10,000	CUSIP # 13645RAK0 CANADIAN PACIFIC RR CO DTD 09/23/2010 4.45% 03/15/2023-2022 LAST PRICED: 02/28/2018	10,475.30	10,650.33	1	205.19
10,000	CUSIP # 25156PAC7 DEUTSCHE TELEKOM INTL FIN DTD 07/06/2000 8.75% 06/15/2030 LAST PRICED: 02/28/2018	14,255.90	14,662.91	1	184.72
20,000	CUSIP # 35177PAW7 FRANCE TELECOM SA DTD 09/14/2011 4.125% 09/14/2021 LAST PRICED: 02/28/2018	20,794.40	21,139.66	1	382.71

STATEMENT OF ACCOUNT

Statement Period 02/01/2018 through 02/28/2018
 Account Number [REDACTED]

Asset Detail As Of 02/28/2018

UNITS/BOOK VALUE	DESCRIPTION	MARKET VALUE	COST	% OF PORT	ACCRUED INCOME
10,000	CUSIP # 377373AD7 GLAXOSMITHKLINE CAPITAL DTD 05/09/2012 2.85% 05/08/2022 LAST PRICED: 02/28/2018	9,941.40	10,222.07	0	89.46
10,000	CUSIP # 50247WAB3 LYB INTERNATIONAL DTD 03/02/2017 3.5% 03/02/2027-2026 LAST PRICED: 02/28/2018	9,733.50	9,893.45	0	174.03
10,000	CUSIP # 68323ABK9 PROVINCE OF ONTARIO DTD 06/29/2012 2.45% 06/29/2022 LAST PRICED: 02/28/2018	9,781.10	10,174.40	0	42.19
5,000	CUSIP # 822582BT8 SHELL INTERNATIONAL FIN DTD 05/10/2016 2.875% 05/10/2026 LAST PRICED: 02/28/2018	4,789.65	4,949.85	0	44.32
40,000	CUSIP # 87938WAM5 TELEFONICA EMISIONES SAU DTD 04/26/2010 5.134% 04/27/2020 LAST PRICED: 02/28/2018	41,682.40	42,136.50	2	707.35
		163,704.45	166,342.24	8	2,250.34
	TOTAL INVESTMENTS	2,026,097.57			
	CASH	0.00			
	DUE FROM BROKER	15,681.05			
	DUE TO BROKER	15,179.55			
	NET ASSETS	2,026,599.07			
	ACCRUED INCOME	21,211.09			
	TOTAL MARKET VALUE	2,047,810.16			

STATEMENT OF ACCOUNT

Statement Period
Account Number

02/01/2018 through 02/28/2018

Asset Detail As Of 02/28/2018

UNITS/BOOK VALUE	DESCRIPTION	MARKET VALUE	COST	% OF PORT	ACCRUED INCOME
MONEY MARKET SWEEP FUNDS					
63,913.49	CUSIP # 60934N104 FEDERATED GOVERNMENT OBLIGATIONS FUND-IS	63,913.49	63,913.49	3	79.78
		63,913.49	63,913.49	3	79.78
ASSET BACKED SECURITIES					
9,551.88	CUSIP # 03065DAC1 AMERICREDIT AUTO RECV SERIES 16-3 CLASS A2B DTD 08/11/2016 2.13926% 11/08/2019 LAST PRICED: 02/28/2018	9,553.35	9,559.84	0	15.89
18,506.59	CUSIP # 03065GAC4 AMERICREDIT AUTO RECEIVABLES SERIES 17-2 CLASS A2B DTD 05/17/2017 1.84% 09/18/2020 LAST PRICED: 02/28/2018	18,526.78	18,500.08	1	57.64
54,566.31	CUSIP # 03065HAC2 AMERICREDIT AUTOMOBILE RECV SERIES 17-3 CLASS A2B DTD 08/16/2017 1.83% 12/18/2020 LAST PRICED: 02/28/2018	54,612.47	54,536.47	3	162.74
7,265.63	CUSIP # 03066DAC0 AMERICREDIT AUTOMOBILE RECV SERIES 16-2 CLASS A2B DTD 04/14/2016 2.27926% 10/08/2019 LAST PRICED: 02/28/2018	7,266.55	7,270.00	0	12.88
75,000	CUSIP # 12637BAC5 CNH EQUIPMENT TRUST SERIES 17-B CLASS A2B DTD 07/25/2017 1.7275% 11/16/2020 LAST PRICED: 02/28/2018	75,000.01	75,022.51	4	100.77
75,000	CUSIP # 14314WAJ0 CARMAX AUTO OWNER TRUST SERIES 17-3 CLASS A2B DTD 07/26/2017 1.7675% 09/15/2020 LAST PRICED: 02/28/2018	75,031.70	75,042.09	4	103.10

STATEMENT OF ACCOUNT

Statement Period
Account Number

02/01/2018 through 02/28/2018

Asset Detail As Of 02/28/2018

UNITS/BOOK VALUE	DESCRIPTION	MARKET VALUE	COST	% OF PORT	ACCRUED INCOME
45,744.28	CUSIP # 26208FAF8 DRIVE AUTO RECEIVABLES TRUST SERIES 17-2 CLASS A2B DTD 07/31/2017 1.8675% 08/15/2019 LAST PRICED: 02/28/2018	45,744.27	45,742.49	2	0.00
4,931.88	CUSIP # 31339D4N5 FED HOME LOAN MTG CORP SERIES 2411 CLASS FT FLTG RT DTD 02/15/2002 1.8375% 06/15/2021 LAST PRICED: 02/28/2018	4,916.10	4,922.63	0	7.44
36,110.5	CUSIP # 31358SZS3 FED NATL MTG ASSN SERIES 2000-45 CLASS FJ DTD 11/17/2000 1.99% 11/17/2030 LAST PRICED: 02/28/2018	36,040.92	36,110.50	2	59.88
92,449.2	CUSIP # 31359SAS9 FED NATL MTG ASSN SERIES 2001-8 CLASS FT DTD 02/18/2001 1.84% 03/18/2031 LAST PRICED: 02/28/2018	92,753.96	92,477.59	4	141.76
29,820.75	CUSIP # 31359VLM3 FED NATL MTG ASSN SERIES 1999-7 CLASS F DTD 02/25/1999 1.9707% 03/25/2029 LAST PRICED: 02/28/2018	29,934.91	29,778.82	1	48.97
11,387.98	CUSIP # 31359WVC2 FED NATL MTG ASSN SERIES 1999-38 CLASS FK DTD 07/25/1999 2.0707% 08/25/2023 LAST PRICED: 02/28/2018	11,467.22	11,404.97	1	19.65
2,477.6	CUSIP # 3136AMMC0 FED NATL MTG ASSN SERIES 2015-M3 CLASS FA DTD 02/01/2015 1.77216% 06/25/2018 LAST PRICED: 02/28/2018	2,475.75	2,477.95	0	3.41
53,184.45	CUSIP # 3137A3MD8 FED HOME LOAN MTG CORP SERIES 3753 CLASS PF DTD 11/15/2010 1.9875% 06/15/2040 LAST PRICED: 02/28/2018	53,343.25	53,276.93	3	88.09

STATEMENT OF ACCOUNT

Statement Period
 Account Number

02/01/2018 through 02/28/2018

Asset Detail As Of 02/28/2018

UNITS/BOOK VALUE	DESCRIPTION	MARKET VALUE	COST	% OF PORT	ACCRUED INCOME
36,728.38	CUSIP # 3137A63Z3 FED HOME LOAN MTG CORP SERIES 3792 CLASS DF DTD 01/15/2011 1.9875% 11/15/2040 LAST PRICED: 02/28/2018	36,743.40	36,774.08	2	60.83
40,033.08	CUSIP # 3137A7EQ9 FEDERAL HOME LOAN MTG CORP SERIES 3804 CLASS FN DTD 02/15/2011 2.0375% 03/15/2039 LAST PRICED: 02/28/2018	40,105.54	40,057.82	2	67.97
79,611.52	CUSIP # 3137ACFY0 FED HOME LOAN MTG CORP SERIES 3877 CLASS NF DTD 06/15/2011 1.8875% 10/15/2025 LAST PRICED: 02/28/2018	79,818.16	79,701.63	4	125.22
125,744.93	CUSIP # 3137AHU97 FED HOME LOAN MTG CORP SERIES 3951 CLASS FD DTD 11/15/2011 1.8875% 07/15/2026 LAST PRICED: 02/28/2018	126,080.28	126,037.21	6	197.79
8.58	CUSIP # 31392JL72 FED NATL MTG ASSN SERIES 2003-17 CLASS F DTD 02/25/2003 1.9707% 03/25/2018 LAST PRICED: 02/28/2018	8.58	8.58	0	0.01
370.42	CUSIP # 31393ARB5 FED NATL MTG ASSN SERIES 2003-25 CLASS FN DTD 03/25/2003 2.0707% 04/25/2018 LAST PRICED: 02/28/2018	370.54	370.43	0	0.64
10,296.79	CUSIP # 31393D2H3 FED NATL MTG ASSN SERIES 2003-75 CLASS FV DTD 07/25/2003 2.1707% 08/25/2018 LAST PRICED: 02/28/2018	10,313.96	10,298.55	0	18.63
118,335.36	CUSIP # 31394BCH5 FED NATL MTG ASSN SERIES 2004-81 CLASS HF DTD 10/25/2004 1.8707% 11/25/2024 LAST PRICED: 02/28/2018	118,498.07	118,335.36	6	184.47

STATEMENT OF ACCOUNT

Statement Period
 Account Number

02/01/2018 through 02/28/2018

Asset Detail As Of 02/28/2018

UNITS/BOOK VALUE	DESCRIPTION	MARKET VALUE	COST	% OF PORT	ACCRUED INCOME
51,905.79	CUSIP # 31394BVE1 FED NATL MTG ASSN SERIES 2004-90 CLASS BF DTD 11/25/2004 1.8707% 11/25/2034 LAST PRICED: 02/28/2018	52,020.96	51,960.42	2	80.92
128,663.39	CUSIP # 31394DKK5 FED NATL MTG ASSN SERIES 2005-37 CLASS AF DTD 04/25/2005 1.8207% 03/25/2035 LAST PRICED: 02/28/2018	128,744.85	128,663.39	6	195.21
25,858.75	CUSIP # 31394UY97 FED NATL MTG ASSN SERIES 2005-104 CLASS NF DTD 11/25/2005 1.9207% 03/25/2035 LAST PRICED: 02/28/2018	25,907.26	25,917.01	1	41.39
31,321.62	CUSIP # 31395AD44 FED HOME LOAN MTG CORP SERIES 2806 CLASS MF DTD 06/15/2004 1.9375% 06/15/2019 LAST PRICED: 02/28/2018	31,347.78	31,321.62	2	50.57
39,190.81572	CUSIP # 31395BVG5 FED NATL MTG ASSN SERIES 2006-15 CLASS FW DTD 02/25/2006 1.9207% 01/25/2036 LAST PRICED: 02/28/2018	39,337.93	39,215.31	2	62.73
37,666.68	CUSIP # 31395J2T2 FED HOME LOAN MTG CORP SERIES 2885 CLASS DF DTD 11/15/2004 1.9375% 04/15/2034 LAST PRICED: 02/28/2018	37,731.20	37,705.77	2	60.82
52,780.48675	CUSIP # 31395NTB3 FED NATL MTG ASSN REMIC TRUST SERIES 2006-60 CLASS DF DTD 06/25/2006 2.0507% 04/25/2035 LAST PRICED: 02/28/2018	53,026.14	52,994.84	3	90.20
58,644.94	CUSIP # 31395NTC1 FED NATL MTG ASSN SERIES 2006-60 CLASS FD DTD 06/25/2006 2.0507% 04/25/2035 LAST PRICED: 02/28/2018	58,917.89	58,661.61	3	100.22

STATEMENT OF ACCOUNT

Statement Period
 Account Number

02/01/2018 through 02/28/2018

Asset Detail As Of 02/28/2018

UNITS/BOOK VALUE	DESCRIPTION	MARKET VALUE	COST	% OF PORT	ACCRUED INCOME
15,357.26	CUSIP # 31395NXJ1 FED NATL MTG ASSN SERIES 2006-56 CLASS FD DTD 06/25/2006 1.8707% 07/25/2036 LAST PRICED: 02/28/2018	15,355.47	15,361.57	1	23.94
23,930.26	CUSIP # 31395PJP8 FED HOME LOAN MTG CORP SERIES 2945 CLASS FA DTD 03/15/2005 1.7575% 03/15/2020 LAST PRICED: 02/28/2018	23,933.57	23,926.52	1	35.05
35,574.52569	CUSIP # 31397JAB0 FED HOME LOAN MTG CORP DTD 06/15/2007 1.7375% 10/15/2020 LAST PRICED: 02/28/2018	35,568.97	35,533.00	2	51.51
11,986.54	CUSIP # 31397JQN7 FED HOME LOAN MTG CORP SERIES 3351 CLASS FA 1.7875% 07/15/2022 LAST PRICED: 02/28/2018	11,993.06	11,971.55	1	17.85
14,341.15	CUSIP # 31397MRZ2 FED NATL MGT ASSN SERIES 2008-76 CLASS GF DTD 08/25/2008 2.2707% 09/25/2023 LAST PRICED: 02/28/2018	14,351.83	14,361.01	1	27.14
50,586.27	CUSIP # 31397S AF1 FED NATL MTG ASSN SERIES 2011-16 CLASS FB DTD 02/25/2011 1.7707% 03/25/2031 LAST PRICED: 02/28/2018	50,557.25	50,530.93	2	74.64
62,739.45	CUSIP # 31398PCM9 FED NATL MTG ASSN SERIES 2010-38 CLASS F DTD 03/25/2010 1.9207% 04/25/2025 LAST PRICED: 02/28/2018	62,702.31	62,739.45	3	100.42
60,597.57	CUSIP # 31398TW49 FED NATL MTG ASSN SERIES 2010-103 CLASS DF DTD 08/25/2010 1.9207% 08/25/2040 LAST PRICED: 02/28/2018	60,923.00	60,597.57	3	96.99

STATEMENT OF ACCOUNT

Statement Period
Account Number

02/01/2018 through 02/28/2018

Asset Detail As Of 02/28/2018

UNITS/BOOK VALUE	DESCRIPTION	MARKET VALUE	COST	% OF PORT	ACCRUED INCOME
114,989.71	CUSIP # 31398WRR7 FED HOME LOAN MTG CORP SERIES 3632 CLASS FD DTD 02/15/2010 2.0875% 06/15/2038 LAST PRICED: 02/28/2018	115,330.34	115,225.33	6	200.03
33,607.19	CUSIP # 36251MAC5 GM FINANCIAL AUTO LEASING TRUST SERIES 16-3 CLASS A2B DTD 09/22/2016 1.95% 02/20/2019 LAST PRICED: 02/28/2018	33,613.19	33,608.91	2	50.97
81,568.31	CUSIP # 36253WAC1 GM FINANCIAL AUTOMOBILE LEASING SERIES 17-1 CLASS A2B DTD 03/15/2017 1.81% 09/20/2019 LAST PRICED: 02/28/2018	81,575.60	81,598.00	4	114.83
12,156.81	CUSIP # 38374HFH8 GOVT NATL MTG ASSN SERIES 2004-53 CLASS FB DTD 07/16/2004 1.98813% 02/16/2033 LAST PRICED: 02/28/2018	12,159.80	12,157.92	1	20.14
40,442.9	CUSIP # 44614DAB3 HUNTINGTON AUTO TRUST SERIES 16-1 CLASS A2 DTD 11/30/2016 1.29% 05/15/2019 LAST PRICED: 02/28/2018	40,423.49	40,379.71	2	43.48
6,264.58	CUSIP # 58769BAF1 MERCEDES-BENZ AUTO RECEIVABLES SERIES 16-1 CLASS A2A DTD 09/14/2016 1.11% 03/15/2019 LAST PRICED: 02/28/2018	6,263.23	6,259.20	0	22.20
30,000	CUSIP # 65474VAM3 NISSAN MASTER OWNER TRUST REC SERIES 2017-A CLASS A DTD 05/15/2017 1.8975% 04/15/2021 LAST PRICED: 02/28/2018	30,033.34	30,022.25	1	91.71
44,000	CUSIP # 65479BAC4 NISSAN AUTO LEASE TRUST SERIES 17-B CLASS A2B DTD 10/10/2017 1.7975% 12/16/2019 LAST PRICED: 02/28/2018	44,013.97	44,003.40	2	61.51



SAM HOUSTON STATE UNIVERSITY -
OPERATING LONG/ATLANTA CAPITAL
FLOATING RATE, TRUSTMARK,
CUSTODIAN

STATEMENT OF ACCOUNT

Page 11

Statement Period
Account Number

02/01/2018 through 02/28/2018

Asset Detail As Of 02/28/2018

UNITS/BOOK VALUE	DESCRIPTION	MARKET VALUE	COST	% OF PORT	ACCRUED INCOME
25,000	CUSIP # 981464ET3 WORLD FINL NETWORK CDT CARD MAST SERIES 2015-A CLASS A DTD 04/17/2015 2.0675% 02/15/2022 LAST PRICED: 02/28/2018	25,011.36	25,006.80	1	40.20
		2,019,449.56	2,017,429.62	97	3,232.45
	TOTAL INVESTMENTS	2,083,363.05			
	CASH	45,759.10			
	DUE FROM BROKER	0.00			
	DUE TO BROKER	45,742.49			
	NET ASSETS	2,083,379.66			
	ACCRUED INCOME	3,312.23			
	TOTAL MARKET VALUE	2,086,691.89			

STATEMENT OF ACCOUNT

Statement Period
Account Number

02/01/2018 through 02/28/2018

Asset Detail As Of 02/28/2018

UNITS/BOOK VALUE	DESCRIPTION	MARKET VALUE	COST	% OF PORT	ACCRUED INCOME
MONEY MARKET SWEEP FUNDS					
856,730.57	CUSIP # 60934N104 FEDERATED GOVERNMENT OBLIGATIONS FUND-IS	856,730.57	856,730.57	27	795.30
		856,730.57	856,730.57	27	795.30
CONVERTIBLE BONDS					
110,000	CUSIP # 00971TAG6 AKAMAI TECHNOLOGIES INC DTD 02/20/2014 CONVERTIBLE UNTIL 02/13/2019 0% 02/15/2019 LAST PRICED: 02/28/2018	110,686.40	107,525.00	3	0.00
100,000	CUSIP # 02917TAB0 AMERICAN REALTY CAP PPTYS INC CONVERTIBLE UNTIL 12/14/2020 DTD 12/10/2013 3.75% 12/15/2020 LAST PRICED: 02/28/2018	100,880.00	101,138.92	3	791.67
100,000	CUSIP # 04010LAM5 ARES CAPITAL CORPORATION CONVERTIBLE UNTIL 01/14/2019 DTD 07/15/2014 4.375% 01/15/2019 LAST PRICED: 02/28/2018	101,493.00	101,712.97	3	559.03
100,000	CUSIP # 092533AC2 BLACKROCK CAPITAL INVESTMENT DTD 06/13/2017 5% 06/15/2022 LAST PRICED: 02/28/2018	102,837.00	104,003.91	3	1,055.56
50,000	CUSIP # 16115QAC4 CHART INDUSTRIES INC CONVERTIBLE UNTIL 7/30/2018 DTD 08/03/2011 2% 08/01/2018 LAST PRICED: 02/28/2018	49,907.50	49,428.55	2	83.33
90,000	CUSIP # 177376AD2 CITRIX SYSTEMS INC CONVERTIBLE UNTIL 04/11/2019 DTD 04/15/2015 .5% 04/15/2019 LAST PRICED: 02/28/2018	119,647.80	97,508.02	4	170.00

STATEMENT OF ACCOUNT

Statement Period 02/01/2018 through 02/28/2018
Account Number [REDACTED]

Asset Detail As Of 02/28/2018

UNITS/BOOK VALUE	DESCRIPTION	MARKET VALUE	COST	% OF PORT	ACCRUED INCOME
125,000	CUSIP # 38147UAB3 GOLDMAN SACHS BDC INC DTD 10/03/2016 4.5% 04/01/2022 LAST PRICED: 02/28/2018	126,461.25	130,068.37	4	2,343.75
30,000	CUSIP # 42330PAG2 HELIX ENERGY SOLUTIONS GROUP CONVERTIBLE UNTIL 03/12/2032 DTD 03/12/2012 3.25% 03/15/2032-2018 LAST PRICED: 02/28/2018	29,758.50	30,848.52	1	449.58
30,000	CUSIP # 452327AF6 ILLUMINA INC CONVERTIBLE UNTIL 06/13/2019 DTD 06/11/2015 0% 06/15/2019 LAST PRICED: 02/28/2018	32,746.80	34,050.00	1	0.00
82,000	CUSIP # 452327AH2 ILLUMINA INC CONVERTIBLE UNTIL 06/15/2021 DTD 12/15/2014 .5% 06/15/2021 LAST PRICED: 02/28/2018	98,277.00	80,395.62	3	86.56
80,000	CUSIP # 458118AC0 INTEGRATED DEVICE TECHNOLOGY CONVERTIBLE UNTIL 11/11/2022 DTD 11/04/2015 .875% 11/15/2022 LAST PRICED: 02/28/2018	90,064.00	81,779.25	3	206.11
120,000	CUSIP # 55608BAB1 MACQUARIE INFRASTRUCTURE CORP DTD 10/07/2016 2% 10/01/2023 LAST PRICED: 02/28/2018	107,959.20	118,627.22	3	1,000.00
16,000	CUSIP # 67020YAF7 NUANCE COMMUNICATIONS INC DTD 05/01/2012 2.75% 11/01/2031-2017 LAST PRICED: 02/28/2018	15,722.40	16,039.02	0	146.67
100,000	CUSIP # 741503AX4 PRICELINE GROUP INC/THE PRICELINE GROUP INC/THE CONVERTIBLE UNTIL 09/14/2021 DTD 03/15/2015 .9% 09/15/2021 LAST PRICED: 02/28/2018	123,690.00	103,581.98	4	415.00



STATEMENT OF ACCOUNT

Statement Period 02/01/2018 through 02/28/2018
Account Number [REDACTED]

Asset Detail As Of 02/28/2018

UNITS/BOOK VALUE	DESCRIPTION	MARKET VALUE	COST	% OF PORT	ACCRUED INCOME
80,000	CUSIP # 749685AT0 RPM INTERNATIONAL INC CONVERTIBLE UNTIL 12/14/2020 DTD 12/09/2013 2.25% 12/15/2020 LAST PRICED: 02/28/2018	90,539.20	88,302.29	3	380.00
111,000	CUSIP # 74973WAB3 RTI INTERNATIONAL METALS INC CONVERTIBLE UNTIL 10/10/2019 DTD 04/17/2013 1.625% 10/15/2019 LAST PRICED: 02/28/2018	119,067.48	116,481.81	4	681.42
132,000	CUSIP # 779376AD4 ROVI CORPORATION CONVERTIBLE UNTIL 02/27/2020 DTD 03/01/2016 .5% 03/01/2020 LAST PRICED: 02/28/2018	127,221.60	132,479.35	4	330.00
105,000	CUSIP # 780287AA6 ROYAL GOLD INC DTD 06/20/2012 2.875% 06/15/2019 LAST PRICED: 02/28/2018	109,926.60	106,251.99	3	637.29
130,000	CUSIP # 84860WAA0 SPIRIT REALTY CAPITAL INC CONVERTIBLE UNTIL 05/13/2019 2.875% 05/15/2019 LAST PRICED: 02/28/2018	129,511.20	131,002.98	4	1,100.49
40,000	CUSIP # 87238QAB9 TCP CAPITAL CORPORATION CONVERTIBLE UNTIL 12/15/2019 DTD 06/15/2015 5.25% 12/15/2019 LAST PRICED: 02/28/2018	41,226.40	40,896.79	1	443.33
100,000	CUSIP # 87265KAB8 TPG SPECIALTY LENDING INC CONVERTIBLE UNTIL 12/15/2019 DTD 06/15/2015 4.5% 12/15/2019 LAST PRICED: 02/28/2018	102,125.00	101,420.02	3	950.00
100,000	CUSIP # 92343XAA8 VERINT SYS INC CONVERTIBLE UNTIL 05/27/2021 DTD 06/18/2014 1.5% 06/01/2021 LAST PRICED: 02/28/2018	96,297.00	97,636.41	3	375.00



STATEMENT OF ACCOUNT

Statement Period
Account Number

02/01/2018 through 02/28/2018

Asset Detail As Of 02/28/2018

UNITS/BOOK VALUE	DESCRIPTION	MARKET VALUE	COST	% OF PORT	ACCRUED INCOME
48,000	CUSIP # 984332AF3 YAHOO INC CONVERTIBLE UNTIL 11/29/2018 DTD 12/16/2014 0% 12/01/2018 LAST PRICED: 02/28/2018	68,600.16	50,310.00	2	0.00
		2,094,645.49	2,021,488.99	66	12,204.79
COMMON STOCK					
2	CUSIP # 958102105 WESTERN DIGITAL CORPORATION LAST PRICED: 02/28/2018	174.08	11,399.06	0	0.00
		174.08	11,399.06	0	0.00
PREFERRED STOCK					
1,300	CUSIP # 42809H404 HESS CORP LAST PRICED: 02/28/2018	71,188.00	74,223.50	2	0.00
1,200	CUSIP # 64944P307 NEW YORK CMNTY CAP TRUST V BONUSES UNITS CONVERTIBLE LAST PRICED: 02/28/2018	60,074.40	60,150.00	2	0.00
		131,262.40	134,373.50	4	0.00
CONVERTIBLE PREFERRED STOCK					
1,300	CUSIP # 075887208 BECTON DICKINSON AND CO LAST PRICED: 02/28/2018	76,050.00	71,045.00	2	0.00
60	CUSIP # M8769Q136 TEVA PHARMACEUTICAL INDUSTRIES CONVERTIBLE UNTIL 12/15/2018 LAST PRICED: 02/28/2018	21,359.40	61,350.00	1	0.00
		97,409.40	132,395.00	3	0.00



SAM HOUSTON STATE UNIVERSITY
OPERATING LONG/BALANCED GROWTH
ADVISORS, LLC/TRUSTMARK NATIONAL
BANK, CUSTODIAN

STATEMENT OF ACCOUNT

Page 9

Statement Period
Account Number

02/01/2018 through 02/28/2018

Asset Detail As Of 02/28/2018

UNITS/BOOK VALUE	DESCRIPTION	MARKET VALUE	COST	% OF PORT	ACCRUED INCOME
	TOTAL INVESTMENTS	3,180,221.94			
	CASH	0.00			
	DUE FROM BROKER	0.00			
	DUE TO BROKER	0.00			
	NET ASSETS	3,180,221.94			
	ACCRUED INCOME	13,000.09			
	TOTAL MARKET VALUE	3,193,222.03			



SAM HOUSTON STATE UNIVERSITY
 OPERATING LONG/PALMER SQUARE
 CAPITAL MANAGEMENT, LLC/
 TRUSTMARK NATIONAL BANK
 CUSTODIAN

STATEMENT OF ACCOUNT

Statement Period 02/01/2018 through 02/28/2018
 Account Number [REDACTED]

Asset Detail As Of 02/28/2018

UNITS/BOOK VALUE	DESCRIPTION	MARKET VALUE	COST	% OF PORT	ACCRUED INCOME
MONEY MARKET SWEEP FUNDS					
578,098.87	CUSIP # 60934N104 FEDERATED GOVERNMENT OBLIGATIONS FUND-IS	578,098.87	578,098.87	9	157.55
		578,098.87	578,098.87	9	157.55
ASSET BACKED SECURITIES					
250,000	CUSIP # 036010AA4 ANNISA CLO LTD SERIES 16-2A CLASS E DTD 08/16/2016 8.9947% 07/20/2028 LAST PRICED: 02/28/2018	254,525.00	250,294.29	4	3,747.79
250,000	CUSIP # 03763YAU0 APIDOS CLO SERIES 12-11A CLASS DR DTD 11/10/2016 5.40333% 01/17/2028 LAST PRICED: 02/28/2018	255,550.00	255,297.57	4	2,251.39
250,000	CUSIP # 03764QAJ1 APIDOS CLO SERIES 13-15A CLASS C DTD 10/16/2013 3.9456% 10/20/2025 LAST PRICED: 02/28/2018	251,900.00	244,411.97	4	1,644.00
100,000	CUSIP # 05525LAL2 BANK OF AMERICA MERRILL LYNCH SERIES 2014-ICTS CLASS D DTD 07/30/2014 3.4875% 06/15/2028 LAST PRICED: 02/28/2018	99,749.69	99,875.00	2	271.25
250,000	CUSIP # 06760EAG1 BABSON CLO LTD SERIES 13-1A CLASS DR DTD 12/20/2017 0% 01/20/2028 LAST PRICED: 02/28/2018	250,725.00	250,000.00	4	0.00
350,000	CUSIP # 09626YAW0 BLUEMOUNTAIN CLO LTD DTD 10/23/2017 4.25917% 10/22/2030 LAST PRICED: 02/28/2018	356,580.00	350,000.00	6	2,484.52

STATEMENT OF ACCOUNT

Statement Period
 Account Number

02/01/2018 through 02/28/2018

Asset Detail As Of 02/28/2018

UNITS/BOOK VALUE	DESCRIPTION	MARKET VALUE	COST	% OF PORT	ACCRUED INCOME
250,000	CUSIP # 09627DAW5 BLUE MOUNTAIN CLO LTD SERIES 13-4A CLASS DR DTD 04/17/2017 4.50917% 04/15/2025 LAST PRICED: 02/28/2018	251,925.00	250,000.00	4	1,878.82
250,000	CUSIP # 14310DAU1 CARLYLE GLOBAL MARKET STRATEGIES SERIES 13-2A CLASS AR DTD 12/07/2017 2.24389% 01/18/2029 LAST PRICED: 02/28/2018	250,600.00	250,000.00	4	934.95
250,000	CUSIP # 14310DBA4 CARLYLE GLOBAL MARKET STRATEGIES SERIES 13-2A CLASS AR 0% 04/18/2025 LAST PRICED: 02/28/2018	250,475.00	250,000.00	4	0.00
250,000	CUSIP # 14889EAS5 CATAMARAN CLO LTD SERIES 13-1A CLASS DR DTD 12/20/2017 0% 01/27/2028 LAST PRICED: 02/28/2018	251,275.00	250,000.00	4	0.00
250,000	CUSIP # 26244EAN0 DRYDEN SENIOR LOAN FUND SERIES 14-34A CLASS AR DTD 04/06/2017 2.30983% 10/15/2026 LAST PRICED: 02/28/2018	250,775.00	250,000.00	4	962.43
250,000	CUSIP # 26250JAW0 DRYDEN SENIOR LOAN FUND SERIES 12-25A CLASS CRR DTD 10/16/2017 3.20917% 10/15/2027 LAST PRICED: 02/28/2018	251,525.00	250,000.00	4	1,337.15
250,000	CUSIP # 29108QBC5 EMERSON PARK CLO LTD SERIES 13-1A CLASS C1R DTD 04/17/2017 0% 07/15/2025 LAST PRICED: 02/28/2018	251,075.00	250,000.00	4	0.00
400,000	CUSIP # 33883EAL6 FLATIRON CLO LTD SERIES 15-1A CLASS AR DTD 08/31/2017 2.24917% 04/15/2027 LAST PRICED: 02/28/2018	400,120.00	400,492.41	6	1,449.47



SAM HOUSTON STATE UNIVERSITY
OPERATING LONG/PALMER SQUARE
CAPITAL MANAGEMENT, LLC/
TRUSTMARK NATIONAL BANK
CUSTODIAN

STATEMENT OF ACCOUNT

Page 7

Statement Period
Account Number

02/01/2018 through 02/28/2018

Asset Detail As Of 02/28/2018

UNITS/BOOK VALUE	DESCRIPTION	MARKET VALUE	COST	% OF PORT	ACCRUED INCOME
44,312.07	CUSIP # 411707AA0 CKE RESTAURANTS HOLDINGS INC SERIES 13-1A CLASS A2 DTD 04/01/2013 4.474% 03/20/2043 LAST PRICED: 02/28/2018	44,546.56	44,477.99	1	495.63
77,143.79	CUSIP # 437302AA0 HOME PARTNERS OF AMERICA TRUST SERIES 2016-1 CLASS A DTD 02/04/2016 3.2375% 03/17/2033 LAST PRICED: 02/28/2018	77,359.62	78,071.10	1	194.25
450,000	CUSIP # 44986WAG0 ING INVESTMENT MANAGEMENT CLO SERIES 2013-2A CLASS C DTD 04/25/2013 4.81444% 04/25/2025 LAST PRICED: 02/28/2018	451,800.00	439,937.77	7	3,610.83
150,000	CUSIP # 46647NAA9 JP MORGAN CHASE COMM MTG SE SERIES 2016-ASH CLASS A DTD 11/30/2016 FLTG RT 3.0875% 10/16/2034 LAST PRICED: 02/28/2018	150,092.84	149,812.50	2	360.21
100,000	CUSIP # 46647NAG6 JP MORGAN CHASE COMM MTG SE SERIES 2016-ASH CLASS B DTD 11/30/2016 FLTG RT 3.7375% 10/16/2034 LAST PRICED: 02/28/2018	100,092.76	100,000.00	2	290.69
250,000	CUSIP # 55819QALI MADISON PARK FUNDING LTD SERIES 15-19A CLASS CR DTD 03/02/2018 0% 01/22/2028 LAST PRICED: 02/28/2018	250,000.00	250,000.00	4	0.00
250,000	CUSIP # 64129JAY6 NEUBERGER BERMAN CLO LTD SERIES 13-14A CLASS DR DTD 04/28/2017 4.82178% 01/28/2030 LAST PRICED: 02/28/2018	256,750.00	251,816.37	4	2,009.08



SAM HOUSTON STATE UNIVERSITY
 OPERATING LONG/PALMER SQUARE
 CAPITAL MANAGEMENT, LLC/
 TRUSTMARK NATIONAL BANK
 CUSTODIAN

STATEMENT OF ACCOUNT

Statement Period
 Account Number

02/01/2018 through 02/28/2018

Asset Detail As Of 02/28/2018

UNITS/BOOK VALUE	DESCRIPTION	MARKET VALUE	COST	% OF PORT	ACCRUED INCOME
250,000	CUSIP # 75620TAU2 RECETTE CLO LLC SERIES 15-1A CLASS DR DTD 10/20/2017 4.11261% 10/20/2047 LAST PRICED: 02/28/2018	250,700.00	251,344.40	4	1,713.59
	CUSIP # 87342RAA2 TACO BELL FUNDING, LLC SERIES 16-1A CLASS A2I DTD 05/11/2016 3.832% 05/25/2046 LAST PRICED: 02/28/2018	0.00	0.00	0	709.52
250,000	CUSIP # 915324AA5 UPLAND CLO LTD SERIES 16-1A CLASS D DTD 05/03/2016 9.13122% 04/20/2028 LAST PRICED: 02/28/2018	257,350.00	253,825.50	4	3,804.68
250,000	CUSIP # 92916XAG2 VOYA CLO LTD SERIES 13-3A CLASS CR DTD 04/18/2017 4.88408% 01/18/2026 LAST PRICED: 02/28/2018	250,000.00	250,000.00	4	800.00
100,000	CUSIP # 931266AG5 WALDORF ASTORIA BOCA RATON TRUST SERIES 2016-BOCA CLASS B DTD 07/18/2016 3.638% 06/15/2029 LAST PRICED: 02/28/2018	100,170.00	100,000.00	2	282.96
250,000	CUSIP # 95168WAQ0 WEST CLO LTD SERIES 14-2A CLASS A1AR DTD 11/16/2017 0% 01/16/2027 LAST PRICED: 02/28/2018	249,975.00	250,000.00	4	0.00
		6,065,636.47	6,019,656.87	94	31,233.21



SAM HOUSTON STATE UNIVERSITY
OPERATING LONG/PALMER SQUARE
CAPITAL MANAGEMENT, LLC/
TRUSTMARK NATIONAL BANK
CUSTODIAN

STATEMENT OF ACCOUNT

Page 9

Statement Period
Account Number

02/01/2018 through 02/28/2018

Asset Detail As Of 02/28/2018

UNITS/BOOK VALUE	DESCRIPTION	MARKET VALUE	COST	% OF PORT	ACCRUED INCOME
	TOTAL INVESTMENTS	6,643,735.34			
	CASH	709.52			
	DUE FROM BROKER	0.00			
	DUE TO BROKER	250,000.00			
	NET ASSETS	6,394,444.86			
	ACCRUED INCOME	31,390.76			
	TOTAL MARKET VALUE	6,425,835.62			



SAM HOUSTON STATE UNIVERSITY
 OPERATING LONG/MUTUAL FUNDS/
 TRUSTMARK NATIONAL BANK,
 CUSTODIAN

STATEMENT OF ACCOUNT

Statement Period
 Account Number

02/01/2018 through 02/28/2018

Asset Detail As Of 02/28/2018

UNITS/BOOK VALUE	DESCRIPTION	MARKET VALUE	COST	% OF PORT	ACCRUED INCOME
MONEY MARKET SWEEP FUNDS					
85,770.3	CUSIP # 60934N104 FEDERATED GOVERNMENT OBLIGATIONS FUND-IS	85,770.30	85,770.30	0	79.88
		85,770.30	85,770.30	0	79.88
MUTUAL FUNDS - MUNICIPAL					
145,987.828	CUSIP # 885215673 THORNBURG INTERMEDIATE MUNICIPAL FUND - I LAST PRICED: 02/28/2018	2,026,311.05	2,080,708.08	8	4,489.13
		2,026,311.05	2,080,708.08	8	4,489.13
MUTUAL FUNDS - EQUITY					
227,840.613	CUSIP # 057071599 BAIRD SMALL/MID CAP VALUE FUND-INS LAST PRICED: 02/28/2018	2,809,274.76	2,427,343.82	12	0.00
144,267.916	CUSIP # 51855Q549 LAUDUS GROWTH INVESTORS U.S. LARGE CAP GROWTH FUND LAST PRICED: 02/28/2018	3,019,527.48	2,812,720.48	12	0.00
63,081.687	CUSIP # 701769408 PARNASSUS CORE EQUITY FUND - INS LAST PRICED: 02/28/2018	2,708,096.82	2,656,944.47	11	0.00
261,857.404	CUSIP # 98147A428 WORLDS FUNDS TRUST REMS REAL ESTATE INCOME 50/50 FUND - INS LAST PRICED: 02/28/2018	2,956,370.09	3,397,360.38	12	0.00
		11,493,269.15	11,294,369.15	47	0.00
MUTUAL FUNDS - INTERNATIONAL EQUITY					



SAM HOUSTON STATE UNIVERSITY
OPERATING LONG/MUTUAL FUNDS/
TRUSTMARK NATIONAL BANK,
CUSTODIAN

STATEMENT OF ACCOUNT

Page 6

Statement Period
Account Number

02/01/2018 through 02/28/2018

Asset Detail As Of 02/28/2018

UNITS/BOOK VALUE	DESCRIPTION	MARKET VALUE	COST	% OF PORT	ACCRUED INCOME
352,733.985	CUSIP # 262028806 DRIEHAUS OBJECTIVE INTERNATIONAL EQUITY LAST PRICED: 02/28/2018	4,112,878.27	4,280,818.25	17	0.00
169,428.226	CUSIP # 70472Q807 PEAR TREE POLARIS FOREIGN VALUE FUND - IN LAST PRICED: 02/28/2018	3,751,140.92	3,553,906.64	15	0.00
		7,864,019.19	7,834,724.89	32	0.00
	EXCHANGE TRADED FUNDS-EQUITY				
10,123	CUSIP # 464287200 ISHARES CORE S&P 500 ETF LAST PRICED: 02/28/2018	2,767,020.82	2,353,511.01	11	0.00
		2,767,020.82	2,353,511.01	11	0.00
	TOTAL INVESTMENTS	24,236,390.51			
	CASH	0.00			
	DUE FROM BROKER	0.00			
	DUE TO BROKER	0.00			
	NET ASSETS	24,236,390.51			
	ACCRUED INCOME	4,569.01			
	TOTAL MARKET VALUE	24,240,959.52			

STATEMENT OF ACCOUNT

 Statement Period
 Account Number

 02/01/2018 through 02/28/2018
██████████

Asset Detail As Of 02/28/2018

UNITS/BOOK VALUE	DESCRIPTION	MARKET VALUE	COST	% OF PORT	ACCRUED INCOME
MONEY MARKET SWEEP FUNDS					
62,025.43	CUSIP # 608919718 FEDERATED GOVERNMENT OBLIGATION FUND-PRM 117	62,025.43	62,025.43	2	45.17
		62,025.43	62,025.43	2	45.17
COMMON STOCK					
3,007	CUSIP # 03350F106 ANDEAVOR LOGISTICS LP LAST PRICED: 02/28/2018	139,765.36	140,385.86	5	0.00
2,885	CUSIP # 03673L103 ANTERO MIDSTREAM PARTNERS LP LAST PRICED: 02/28/2018	75,327.35	77,208.09	3	0.00
1,016	CUSIP # 03675Y103 ANTERO RESOURCES MIDSTREAM MANAGEMENT LLC LAST PRICED: 02/28/2018	18,796.00	22,601.73	1	0.00
1,654	CUSIP # 0556EL109 BP MIDSTREAM PARTNERS LP LAST PRICED: 02/28/2018	31,525.24	28,778.30	1	0.00
2,139	CUSIP # 118230101 BUCKEYE PARTNERS LP LTD PARTNSHP INTS LAST PRICED: 02/28/2018	95,827.20	141,462.50	3	0.00
333	CUSIP # 16411R208 CHENIERE ENERGY INC COM LAST PRICED: 02/28/2018	17,489.16	16,034.98	1	0.00
2,126	CUSIP # 257454108 DOMINION ENERGY MIDSTREAM PRTNRS LAST PRICED: 02/28/2018	53,575.20	57,298.91	2	0.00

STATEMENT OF ACCOUNT

Statement Period
Account Number

02/01/2018 through 02/28/2018

Asset Detail As Of 02/28/2018

UNITS/BOOK VALUE	DESCRIPTION	MARKET VALUE	COST	% OF PORT	ACCRUED INCOME
2,078	CUSIP # 26885B100 EQT MIDSTREAM PARTNERS LP COM LAST PRICED: 02/28/2018	127,838.56	151,350.15	4	0.00
624	CUSIP # 26885J103 EQT GP HOLDINGS LP LAST PRICED: 02/28/2018	14,707.68	15,014.65	1	0.00
10,096	CUSIP # 29273V100 ENERGY TRANSFER EQUITY LP COM LAST PRICED: 02/28/2018	156,488.00	149,275.29	5	0.00
6,563	CUSIP # 29278N103 ENERGY TRANSFER PARTNERS LP LAST PRICED: 02/28/2018	119,512.23	159,490.02	4	0.00
10,611	CUSIP # 293792107 ENTERPRISE PRODUCTS PARTNERS LP COM LAST PRICED: 02/28/2018	269,731.62	271,780.60	9	0.00
644	CUSIP # 371927104 GENESIS ENERGY L.P. COM LAST PRICED: 02/28/2018	12,854.24	21,518.14	0	0.00
6,462	CUSIP # 55336V100 MPLX LP LAST PRICED: 02/28/2018	223,132.86	208,239.88	8	0.00
3,644	CUSIP # 559080106 MAGELLAN MIDS TREAM PARTNERS COM LAST PRICED: 02/28/2018	227,604.24	256,693.47	8	0.00
502	CUSIP # 65506L105 NOBLE MIDS TREAM PARTNERS LP LAST PRICED: 02/28/2018	24,196.40	17,258.61	1	0.00
2,960	CUSIP # 682680103 ONEOK INC COM LAST PRICED: 02/28/2018	166,736.80	116,393.64	6	0.00
2,258	CUSIP # 718549207 PHILLIPS 66 PARTNERS LP COM LAST PRICED: 02/28/2018	110,958.12	116,362.83	4	0.00

STATEMENT OF ACCOUNT

 Statement Period
 Account Number

02/01/2018 through 02/28/2018

Asset Detail As Of 02/28/2018

UNITS/BOOK VALUE	DESCRIPTION	MARKET VALUE	COST	% OF PORT	ACCRUED INCOME
8,545	CUSIP # 726503105 PLAINS ALL AMERN PIPELINE LP COM LAST PRICED: 02/28/2018	180,299.50	228,999.82	6	0.00
4,132	CUSIP # 822634101 SHELL MIDSTREAM PARTNERS LP LAST PRICED: 02/28/2018	99,374.60	120,265.65	3	0.00
1,366	CUSIP # 84756N109 SPECTRA ENERGY PARTNERS LP COM LAST PRICED: 02/28/2018	53,670.14	63,881.48	2	0.00
597	CUSIP # 874696107 TALLGRASS ENERGY GP LP LAST PRICED: 02/28/2018	12,029.55	14,443.71	0	0.00
1,804	CUSIP # 874697105 TALLGRASS ENERGY PARTNERS LP LAST PRICED: 02/28/2018	69,183.40	79,967.39	2	0.00
1,138	CUSIP # 87612G101 TARGA RESOURCES CORPORATION COM LAST PRICED: 02/28/2018	50,811.70	65,175.09	2	0.00
1,440	CUSIP # 91914J102 VALERO ENERGY PARTNERS LP COM LAST PRICED: 02/28/2018	55,483.20	62,475.74	2	0.00
3,111	CUSIP # 958254104 WESTERN GAS PARTNERS LP COM LAST PRICED: 02/28/2018	144,817.05	155,789.47	5	0.00
352	CUSIP # 95825R103 WESTERN GAS EQUITY PARTNERS LP COM LAST PRICED: 02/28/2018	12,812.80	13,533.66	0	0.00
2,241	CUSIP # 969457100 WILLIAMS COMPANIES INC COM LAST PRICED: 02/28/2018	62,210.16	57,288.18	2	0.00
4,944	CUSIP # 96949L105 WILLIAMS PARTNERS LP NEW LAST PRICED: 02/28/2018	179,170.56	184,269.90	6	0.00
		2,805,928.92	3,013,237.74	98	0.00



STATEMENT OF ACCOUNT

Statement Period
Account Number

02/01/2018 through 02/28/2018

Asset Detail As Of 02/28/2018

UNITS/BOOK VALUE	DESCRIPTION	MARKET VALUE	COST	% OF PORT	ACCRUED INCOME
	TOTAL INVESTMENTS	2,867,954.35			
	CASH	0.00			
	DUE FROM BROKER	0.00			
	DUE TO BROKER	0.00			
	NET ASSETS	2,867,954.35			
	ACCRUED INCOME	45.17			
	TOTAL MARKET VALUE	2,867,999.52			



SAM HOUSTON STATE UNIVERSITY
OPERATING SHORT/MUTUAL FUNDS
ACCOUNT/TRUSTMARK NATIONAL
BANK CUSTODIAN

STATEMENT OF ACCOUNT

Page 5

Statement Period
Account Number

02/01/2018 through 02/28/2018

Asset Detail As Of 02/28/2018

UNITS/BOOK VALUE	DESCRIPTION	MARKET VALUE	COST	% OF PORT	ACCRUED INCOME
MONEY MARKET SWEEP FUNDS					
2,562.54	CUSIP # 60934N104 FEDERATED GOVERNMENT OBLIGATIONS FUND-IS	2,562.54	2,562.54	0	0.64
		2,562.54	2,562.54	0	0.64
MUTUAL FUNDS - MUNICIPAL					
715,256.112	CUSIP # 885215673 THORNBURG INTERMEDIATE MUNICIPAL FUND - I LAST PRICED: 02/28/2018	9,927,754.83	10,378,122.49	49	21,994.47
		9,927,754.83	10,378,122.49	49	21,994.47
MUTUAL FUNDS - FIXED INCOME					
1,091,564.935	CUSIP # 057071409 BAIRD FD-INS LAST PRICED: 02/28/2018	10,457,192.08	10,636,365.44	51	0.00
		10,457,192.08	10,636,365.44	51	0.00
	TOTAL INVESTMENTS	20,387,509.45			
	CASH	0.00			
	DUE FROM BROKER	0.00			
	DUE TO BROKER	0.00			
	NET ASSETS	20,387,509.45			
	ACCRUED INCOME	21,995.11			
	TOTAL MARKET VALUE	20,409,504.56			

STATEMENT OF ACCOUNT

Statement Period
 Account Number

02/01/2018 through 02/28/2018

Asset Detail As Of 02/28/2018

UNITS/BOOK VALUE	DESCRIPTION	MARKET VALUE	COST	% OF PORT	ACCRUED INCOME
MONEY MARKET SWEEP FUNDS					
39,817.78	CUSIP # 60934N104 FEDERATED GOVERNMENT OBLIGATIONS FUND-IS	39,817.78	39,817.78	1	59.20
		39,817.78	39,817.78	1	59.20
COMMON STOCK					
61	CUSIP # 003654100 ABIOMED INC COM LAST PRICED: 02/28/2018	16,358.98	15,190.72	1	0.00
573	CUSIP # 00771V108 AERIE PHARMACEUTICALS INC LAST PRICED: 02/28/2018	29,308.95	32,965.42	1	0.00
927	CUSIP # 031100100 AMETEK INC NEW COM LAST PRICED: 02/28/2018	70,210.98	52,258.66	2	0.00
70	CUSIP # 040413106 ARISTA NETWORKS INC COM LAST PRICED: 02/28/2018	18,881.80	18,553.79	1	0.00
1,889	CUSIP # 04269X105 ARRAY BIOPHARMA INC COM LAST PRICED: 02/28/2018	32,717.48	27,314.77	1	0.00
895	CUSIP # 099724106 BORG-WARNER INC COM LAST PRICED: 02/28/2018	43,926.60	46,981.49	1	152.15
288	CUSIP # 109696104 THE BRINKS CO COM LAST PRICED: 02/28/2018	21,168.00	20,974.53	1	90.00
177	CUSIP # 150870103 CELANESE CORPORATION SERIES A COM LAST PRICED: 02/28/2018	17,852.22	17,117.19	1	81.42

STATEMENT OF ACCOUNT

Statement Period
 Account Number

02/01/2018 through 02/28/2018

Asset Detail As Of 02/28/2018

UNITS/BOOK VALUE	DESCRIPTION	MARKET VALUE	COST	% OF PORT	ACCRUED INCOME
2,522	CUSIP # 163092109 CHEGG INC LAST PRICED: 02/28/2018	50,213.02	36,962.53	2	0.00
845	CUSIP # 163851108 CHEMOURS COMPANY LAST PRICED: 02/28/2018	40,145.95	35,269.77	1	143.65
751	CUSIP # 200340107 COMERICA INC COM LAST PRICED: 02/28/2018	73,012.22	54,147.73	2	0.00
151	CUSIP # 22160N109 COSTAR GROUP INC COM LAST PRICED: 02/28/2018	51,661.63	42,127.92	2	0.00
941	CUSIP # 225447101 CREE INC COM LAST PRICED: 02/28/2018	35,598.03	33,281.96	1	0.00
1,331	CUSIP # 23331A109 D R HORTON INC COM LAST PRICED: 02/28/2018	55,768.90	49,921.22	2	166.38
295	CUSIP # 237194105 DARDEN RESTAURANTS INC COM LAST PRICED: 02/28/2018	27,196.05	25,458.27	1	0.00
601	CUSIP # 25278X109 DIAMONDBACK ENERGY INC COM LAST PRICED: 02/28/2018	74,908.64	63,504.11	3	0.00
1,186	CUSIP # 269246401 E*TRADE FINANCIAL CORPORATION COM LAST PRICED: 02/28/2018	61,944.78	51,651.65	2	0.00
654	CUSIP # 27579R104 EAST WEST BANCORP INC COM LAST PRICED: 02/28/2018	42,869.70	36,260.98	1	0.00
353	CUSIP # 29664W105 ESPERION THERAPEUTICS, INC COM LAST PRICED: 02/28/2018	28,384.73	25,976.26	1	0.00



STATEMENT OF ACCOUNT

Statement Period
Account Number

02/01/2018 through 02/28/2018

Asset Detail As Of 02/28/2018

UNITS/BOOK VALUE	DESCRIPTION	MARKET VALUE	COST	% OF PORT	ACCRUED INCOME
916	CUSIP # 302445101 FLIR SYSTEMS INC COM LAST PRICED: 02/28/2018	44,975.60	42,313.48	2	146.56
113	CUSIP # 302491303 FMC CORP COM NEW LAST PRICED: 02/28/2018	8,868.24	8,491.12	0	0.00
373	CUSIP # 336433107 FIRST SOLAR INC COM LAST PRICED: 02/28/2018	23,443.05	22,384.26	1	0.00
1,561	CUSIP # 338307101 FIVE9 INC LAST PRICED: 02/28/2018	47,391.96	35,617.53	2	0.00
321	CUSIP # 339750101 FLOOR & DECOR HOLDINGS INC -A LAST PRICED: 02/28/2018	14,467.47	13,659.25	0	0.00
1,400	CUSIP # 36237H101 G-III APPAREL GROUP LTD COM LAST PRICED: 02/28/2018	51,674.00	41,127.19	2	0.00
113	CUSIP # 37890U108 GLOBAL BLOOD THERAPEUTICS IN COM LAST PRICED: 02/28/2018	6,627.45	7,375.02	0	0.00
498	CUSIP # 38000Q102 GLYCOMIMETICS INC COM LAST PRICED: 02/28/2018	11,458.98	11,649.03	0	0.00
619	CUSIP # 400110102 GRUBHUB INC COM LAST PRICED: 02/28/2018	61,534.79	32,092.11	2	0.00
200	CUSIP # 405024100 HAEMONETICS CORP COM LAST PRICED: 02/28/2018	14,180.00	14,318.24	0	0.00
365	CUSIP # 44919P508 IAC/INTERACTIVECORP LAST PRICED: 02/28/2018	54,352.15	41,381.99	2	0.00

STATEMENT OF ACCOUNT

Statement Period
 Account Number

02/01/2018 through 02/28/2018

Asset Detail As Of 02/28/2018

UNITS/BOOK VALUE	DESCRIPTION	MARKET VALUE	COST	% OF PORT	ACCRUED INCOME
213	CUSIP # 44980X109 IPG PHOTONICS CORPORATION COM LAST PRICED: 02/28/2018	52,321.32	32,201.61	2	0.00
482	CUSIP # 45784P101 INSULET CORPORATION COM LAST PRICED: 02/28/2018	36,193.38	31,244.59	1	0.00
631	CUSIP # 458334109 INTER PARFUMS INC COM LAST PRICED: 02/28/2018	26,754.40	23,243.48	1	0.00
161	CUSIP # 477839104 JOHN BEAN TECHNOLOGIES CORP COM LAST PRICED: 02/28/2018	17,830.75	14,437.84	1	0.00
522	CUSIP # 489170100 KENNAMETAL INC COM LAST PRICED: 02/28/2018	21,506.40	21,847.50	1	0.00
580	CUSIP # 499049104 KNIGHT-SWIFT TRANSPORTATION LAST PRICED: 02/28/2018	27,932.80	29,310.19	1	34.80
326	CUSIP # 550021109 LULULEMON ATHLETICA INC COM LAST PRICED: 02/28/2018	26,438.60	24,442.69	1	0.00
297	CUSIP # 55306N104 MKS INSTRUMENTS INC COM LAST PRICED: 02/28/2018	33,070.95	21,088.70	1	53.46
100	CUSIP # 56117J100 MALIBU BOATS INC-A COM LAST PRICED: 02/28/2018	3,205.00	3,380.23	0	0.00
244	CUSIP # 596278101 MIDDLEBY CORPORATION COM LAST PRICED: 02/28/2018	29,341.00	31,525.22	1	0.00
171	CUSIP # 640268108 NEKTAR THERAPEUTICS COM LAST PRICED: 02/28/2018	14,801.76	5,444.13	1	0.00



STATEMENT OF ACCOUNT

Statement Period
Account Number

02/01/2018 through 02/28/2018

Asset Detail As Of 02/28/2018

UNITS/BOOK VALUE	DESCRIPTION	MARKET VALUE	COST	% OF PORT	ACCRUED INCOME
360	CUSIP # 64125C109 NEUROCRINE BIOSCIENCES INC THERAPEUTICS LAST PRICED: 02/28/2018	30,394.80	26,316.81	1	0.00
211	CUSIP # 64829B100 NEW RELIC, INC LAST PRICED: 02/28/2018	15,145.58	14,670.08	1	0.00
452	CUSIP # 680665205 OLIN CORPORATION COM LAST PRICED: 02/28/2018	14,690.00	16,364.88	1	142.40
630	CUSIP # 682159108 ON ASSIGNMENT INC COM LAST PRICED: 02/28/2018	48,314.70	37,246.11	2	0.00
369	CUSIP # 690742101 OWENS CORNING INC COM LAST PRICED: 02/28/2018	29,999.70	28,468.26	1	0.00
356	CUSIP # 69370C100 PTC INC COM LAST PRICED: 02/28/2018	26,258.56	25,429.87	1	0.00
1,650	CUSIP # 750236101 RADIAN GROUP INC COM LAST PRICED: 02/28/2018	33,858.00	34,134.72	1	4.13
824	CUSIP # 76680R206 RINGCENTRAL INC CLASS A COM LAST PRICED: 02/28/2018	51,623.60	24,455.14	2	0.00
139	CUSIP # 78486Q101 SVB FINANCIAL GROUP COM LAST PRICED: 02/28/2018	34,608.22	30,248.04	1	0.00
31	CUSIP # 78667J108 SAGE THERAPEUTICS INC LAST PRICED: 02/28/2018	5,002.16	5,698.29	0	0.00
181	CUSIP # 81762P102 SERVICENOW INC COM LAST PRICED: 02/28/2018	29,142.81	16,563.81	1	0.00



STATEMENT OF ACCOUNT

Statement Period
Account Number

02/01/2018 through 02/28/2018

Asset Detail As Of 02/28/2018

UNITS/BOOK VALUE	DESCRIPTION	MARKET VALUE	COST	% OF PORT	ACCRUED INCOME
1,446	CUSIP # 830566105 SKECHERS U S A INC CLASS A LAST PRICED: 02/28/2018	59,170.32	51,120.58	2	0.00
378	CUSIP # 848637104 SPLUNK INC COM LAST PRICED: 02/28/2018	35,229.60	31,598.08	1	0.00
984	CUSIP # 852234103 SQUARE INC CL A LAST PRICED: 02/28/2018	45,313.20	18,575.00	2	0.00
942	CUSIP # 858119100 STEEL DYNAMICS INC COM LAST PRICED: 02/28/2018	43,567.50	38,126.78	1	0.00
201	CUSIP # 874054109 TAKE TWO INTERACTIVE SOFTWARE COM LAST PRICED: 02/28/2018	22,485.87	12,725.85	1	0.00
740	CUSIP # 87918A105 TELADOC INC LAST PRICED: 02/28/2018	29,674.00	24,918.34	1	0.00
1,473	CUSIP # 880770102 TERADYNE INC COM LAST PRICED: 02/28/2018	66,874.20	50,025.13	2	132.57
575	CUSIP # 88322Q108 TG THERAPEUTICS INC COM LAST PRICED: 02/28/2018	8,050.00	7,411.52	0	0.00
168	CUSIP # 886547108 TIFFANY CO NEW COM LAST PRICED: 02/28/2018	16,974.72	18,056.17	1	0.00
521	CUSIP # 89400J107 TRANSUNION LAST PRICED: 02/28/2018	29,733.47	20,627.52	1	0.00
1,259	CUSIP # 896239100 TRIMBLE INC LAST PRICED: 02/28/2018	47,753.87	44,134.85	2	0.00



STATEMENT OF ACCOUNT

Statement Period
Account Number

02/01/2018 through 02/28/2018

Asset Detail As Of 02/28/2018

UNITS/BOOK VALUE	DESCRIPTION	MARKET VALUE	COST	% OF PORT	ACCRUED INCOME
742	CUSIP # 90214J101 2U INC LAST PRICED: 02/28/2018	61,422.76	31,848.10	2	0.00
360	CUSIP # 90333L201 US CONCRETE INC LAST PRICED: 02/28/2018	26,190.00	24,705.64	1	0.00
156	CUSIP # 911363109 UNITED RENTALS INC COM LAST PRICED: 02/28/2018	27,314.04	28,934.37	1	0.00
95	CUSIP # 91879Q109 VAIL RESORTS INC COM LAST PRICED: 02/28/2018	19,557.65	18,531.68	1	0.00
1,082	CUSIP # 92857F107 VOCERA COMMUNICATIONS INC LAST PRICED: 02/28/2018	29,755.00	27,008.85	1	0.00
212	CUSIP # 92927K102 WABCO HOLDINGS INC COM LAST PRICED: 02/28/2018	29,249.64	26,499.81	1	0.00
312	CUSIP # 94946T106 WELLCARE HEALTH PLANS INC COM LAST PRICED: 02/28/2018	60,499.92	47,796.24	2	0.00
156	CUSIP # 96208T104 WEX INC COM LAST PRICED: 02/28/2018	23,329.80	24,151.88	1	0.00
196	CUSIP # 983134107 WYNN RESORTS LTD COM LAST PRICED: 02/28/2018	32,830.00	23,574.46	1	0.00
889	CUSIP # 98850P109 YUM CHINA HOLDINGS INC LAST PRICED: 02/28/2018	38,511.48	33,352.77	1	88.90
489	CUSIP # 989207105 ZEBRA TECHNOLOGIES CORP CL A LAST PRICED: 02/28/2018	67,550.46	54,384.39	2	0.00

STATEMENT OF ACCOUNT

Statement Period 02/01/2018 through 02/28/2018
 Account Number [REDACTED]

Asset Detail As Of 02/28/2018

UNITS/BOOK VALUE	DESCRIPTION	MARKET VALUE	COST	% OF PORT	ACCRUED INCOME
1,027	CUSIP # 98936J101 ZENDESK INC LAST PRICED: 02/28/2018	44,345.86	41,700.94	2	0.00
1,129	CUSIP # 989701107 ZIONS BANCORP COM LAST PRICED: 02/28/2018	62,061.13	49,065.43	2	0.00
		2,666,981.33	2,202,964.76	91	1,236.42
FOREIGN STOCK					
108	CUSIP # 82509L107 SHOPIFY INC CLASS A LAST PRICED: 02/28/2018	14,926.68	10,005.44	1	0.00
1,816	CUSIP # G14838109 MIMECAST LTD LAST PRICED: 02/28/2018	63,087.84	49,844.87	2	0.00
1,466	CUSIP # G66721104 NORWEGIAN CRUISE LINE HLDGS LTD COM LAST PRICED: 02/28/2018	83,415.40	81,918.22	3	0.00
		161,429.92	141,768.53	5	0.00
AMERICAN DEPOSITORY RECEIPTS					
2,070	CUSIP # 585464100 MELCO RESORTS & ENTERT LTD ADR LAST PRICED: 02/28/2018	56,821.50	58,329.01	2	275.72
		56,821.50	58,329.01	2	275.72



SAM HOUSTON STATE UNIVERSITY
OPERATING LONG/COLUMBUS CIRCLE
INVESTORS/TRUSTMARK NATIONAL
BANK CUSTODIAN

STATEMENT OF ACCOUNT

Page 13

Statement Period
Account Number

02/01/2018 through 02/28/2018

Asset Detail As Of 02/28/2018

UNITS/BOOK VALUE	DESCRIPTION	MARKET VALUE	COST	% OF PORT	ACCRUED INCOME
	TOTAL INVESTMENTS	2,925,050.53			
	CASH	0.00			
	DUE FROM BROKER	38,577.26			
	DUE TO BROKER	27,612.68			
	NET ASSETS	2,936,015.11			
	ACCRUED INCOME	1,571.34			
	TOTAL MARKET VALUE	2,937,586.45			